



Responses of Aquatic Bacteria to Terrestrial Runoff: Effects on Community Structure and Key Taxonomic Groups

Huong T. Le^{1,2,3}, Cuong T. Ho², Quan H. Trinh⁴, Duc A. Trinh⁴, Minh T. N. Luu⁴, Hai S. Tran⁵, Didier Orange^{6,7}, Jean L. Janeau^{3,6}, Asmaa Merroune³, Emma Rochelle-Newall^{3,6*} and Thomas Pommier¹

¹ Ecologie Microbienne, INRA, UMR1418, CNRS, UMR5557, Université Lyon 1, Villeurbanne, France, ² Department of Hydrobiology, Institute of Environmental Technology, Vietnam Academy of Science and Technology, Hanoi, Vietnam, ³ iEES-Paris (IRD, Sorbonne Universités, UPMC Univ Paris 06, CNRS, INRA, UPEC, Université Paris Diderot), Paris, France, ⁴ Laboratory of Analytical Science, Institute of Chemistry, Vietnam Academy of Science and Technology, Hanoi, Vietnam, ⁵ Soils and Fertilizers Research Institute, Hanoi, Vietnam, ⁶ IRD, UMR 242, Institute of Ecology and Environmental Sciences – Paris, c/o Soils and Fertilizers Research Institute, Hanoi, Vietnam, ⁷ IRD, UMR 210 Eco&Sols, Montpellier, France

OPEN ACCESS

Edited by:

Senjie Lin,
University of Connecticut, USA

Reviewed by:

Guang Gao,
Chinese Academy of Sciences, China
Beatriz Fernandez Gomez,
Pontificia Universidad Católica
de Chile, Chile

*Correspondence:

Emma Rochelle-Newall
emma.rochelle-newall@ird.fr

Specialty section:

This article was submitted to
Aquatic Microbiology,
a section of the journal
Frontiers in Microbiology

Received: 29 February 2016

Accepted: 26 May 2016

Published: 15 June 2016

Citation:

Le HT, Ho CT, Trinh QH, Trinh DA,
Luu MTN, Tran HS, Orange D,
Janeau JL, Merroune A,
Rochelle-Newall E and Pommier T
(2016) Responses of Aquatic Bacteria
to Terrestrial Runoff: Effects on
Community Structure and Key
Taxonomic Groups.
Front. Microbiol. 7:889.
doi: 10.3389/fmicb.2016.00889

Organic fertilizer application is often touted as an economical and effective method to increase soil fertility. However, this amendment may increase dissolved organic carbon (DOC) runoff into downstream aquatic ecosystems and may consequently alter aquatic microbial community. We focused on understanding the effects of DOC runoff from soils amended with compost, vermicompost, or biochar on the aquatic microbial community of a tropical reservoir. Runoff collected from a series of rainfall simulations on soils amended with different organic fertilizers was incubated for 16 days in a series of 200 L mesocosms filled with water from a downstream reservoir. We applied 454 high throughput pyrosequencing for bacterial 16S rRNA genes to analyze microbial communities. After 16 days of incubation, the richness and evenness of the microbial communities present decreased in the mesocosms amended with any organic fertilizers, except for the evenness in the mesocosms amended with compost runoff. In contrast, they increased in the reservoir water control and soil-only amended mesocosms. Community structure was mainly affected by pH and DOC concentration. Compared to the autochthonous organic carbon produced during primary production, the addition of allochthonous DOC from these organic amendments seemed to exert a stronger effect on the communities over the period of incubation. While the *Proteobacteria* and *Actinobacteria* classes were positively associated with higher DOC concentration, the number of sequences representing key bacterial groups differed between mesocosms particularly between the biochar runoff addition and the compost or vermi-compost runoff additions. The genera of *Propionibacterium* spp. and *Methylobacterium* spp. were highly abundant in the compost runoff additions suggesting that they may represent sentinel species of complex organic carbon inputs. Overall, this work further underlines the importance of studying the off-site impacts of organic fertilizers as their impact on downstream aquatic systems is not negligible.

Keywords: DOC, compost, biochar, aquatic microbial community, mesocosms

INTRODUCTION

Organic fertilizers are cited as being a sustainable option for improving soil quality and crop yields in degraded soils (Eghball, 2002). Many studies have shown that the incorporation of compost or vermi-compost into soil improves water retention, cation exchange capacity, soil structure, organic carbon content, and nutrient quality (Rivero et al., 2004). Compost and vermi-compost are formed by bio-oxidation and stabilization of vegetable and animal waste by microorganisms in the case of compost and through the joint action of earthworms and microorganisms in the case of vermi-compost (Vivas et al., 2009). Biochar, which is formed by the pyrolysis of organic matter such as bamboo or rice straw, is also used as a soil amendment and it is particularly promoted as a low-cost option in tropical countries. As with the other organic amendments, biochar has been shown to increase soil moisture retention, improve soil structure, and reduce nutrient leaching (Anderson et al., 2011; Doan et al., 2015) as well as reducing greenhouse gas emissions from soils (Lehmann, 2007).

Although the positive impacts of organic amendments on soil quality and crop yield in both temperate and tropical countries have been amply demonstrated, the impact of these amendments on soil runoff and the impact of that runoff on adjacent aquatic systems has been less studied. The concentration of dissolved organic carbon (DOC) in soil runoff is strongly influenced by soil organic carbon content, soil erosion, vegetation cover, amounts, and intensities of rainfall, as well as type of composting applied (Mailapalli et al., 2012; Worrall et al., 2012; Janeau et al., 2014; Pommier et al., 2014). It is therefore important to understand the fate of this DOC, as runoff has the potential to impact adjacent terrestrial and/or aquatic ecosystems (Jacinthe et al., 2004). Moreover, the impacts of agricultural runoff, e.g., nitrogen fertilizers, on adjacent aquatic systems have been the focus of many studies in temperate and developed countries for many years much less is known about the impacts of agricultural practices in the tropics. In addition, although many studies have examined the impacts of inorganic fertilizers (Howarth, 1998; Howarth et al., 2012) or pesticides and herbicides (Wohlfahrt et al., 2010; Dalton et al., 2015), less have focused on the impacts of organic fertilizers on downstream aquatic ecosystems. This is despite the known importance of organic matter for microbial processes, aquatic biogeochemistry and microbial community structure.

The changes in microbial composition and metabolic activity are probably tightly linked to shifts in the quantity and quality of DOM (Fang et al., 2014). Although the influence of changing dissolved organic matter (DOM) on bacterial diversity has been investigated in cultures (e.g., Sarmiento et al., 2013), microcosms (Pommier et al., 2014) and coastal and oceanic waters (e.g., Cottrell and Kirchman, 2000; Gómez-Consarnau et al., 2012), a comprehensive understanding of how aquatic microbial communities respond to shifts in DOC bioavailability in runoff from agricultural soils in tropical environments is, to our knowledge, still lacking. Therefore, in this study, we investigated the impact of runoff from compost, vermi-compost and biochar on reservoir bacterial communities

in mesocosm experiment. The objectives of this study were to determine how runoff from compost, vermi-compost and biochar influences aquatic bacterial communities in a typical tropical headwater reservoir. We hypothesized (i) that the application of organic fertilizer (compost, vermi-compost, and biochar) would lead to an increase in the concentration of DOC in runoff from agricultural soils and into the adjacent aquatic systems; (ii) that the addition of allochthonous DOC into a downstream water body would alter bacterial community structure, inducing the growth of key taxonomic groups that were adapted to different sources of DOC; and (iii) that biochar runoff, considering its different chemical structure, would induce different bacterial groups compared to compost and vermi-compost runoff additions.

MATERIALS AND METHODS

Study Area

The rain simulation experiments were carried out in the peri-urban Dong Cao catchment, located in hills of Tien Xuan in the Thach That district of Ha Noi, Vietnam (20° 57' 30" N, 105° 29' 15" E; elevation 300 m a.s.l). The catchment has an area of 50 ha and is bisected by a small stream which is connected to a downstream reservoir (volume of 700,000 m³).

The dominant soil type in this catchment is an Acrisol, i.e., tropical clay-rich Ultisol (World Reference Base, 1998; Soil Survey Staff, 1999). The climate is a monsoon climate with the main precipitation falling within the summer from April to October. The 12 year (1999–2011) mean annual precipitation measured in this sub-catchment was 1502 mm year⁻¹ with a minimum of 1262 mm year⁻¹ in 2010 and a maximum of 2506 mm year⁻¹ in 2001 (Podwojewski et al., 2008; Tran et al., 2011).

Rainfall Simulations

The rainfall simulation took place in April 2012 at the end of the dry season. We examined in triplicate runoff and organic matter export under three types of amendment plus a soil only control (Table 1). The different amendments correspond to three different options that are promoted as improving soil organic carbon content and fertility: compost, vermi-compost and biochar.

Rain simulations were conducted as in Janeau et al. (2014). Runoff water from the soil surface was drained from the bottom side of the plot via a drainage channel and was collected through a hole. Each plot was embedded approximately 10 cm into the soil surface and each frame was placed at between 4 and 6 m distances from the adjacent plots to ensure that there was no secondary influence from the other rain simulations. The plots were set out along a contour line in a field that is regularly used for crop cultivation. The slope of the plots varied between 28 and 45% with an average slope of 36.1 ± 8.5%.

For each simulation, two successive rain events were applied at a 24 h interval with a rain intensity of 90 mm h⁻¹ during 40 min (~585 J m⁻²). This intensity corresponds to an intense

TABLE 1 | The different treatments applied to the plots and the average DOC concentration (mean + SE) in runoff from that treatment.

Practice	Addition	DOC (mg L ⁻¹ C)	TN (mg L ⁻¹ N)	TP (mg L ⁻¹ P)
Soil only	No addition	2.1 (0.3) ^c	1.6 (1.0) ^a	0.05 (0.02) ^a
+Compost	2 kg of compost	8.1 (2.3) ^a	1.5 (0.5) ^a	0.7 (0.6) ^b
+Vermicompost	2 kg of vermicompost	3.8 (0.9) ^{b,d}	1.8 (0.9) ^a	1.4 (0.3) ^b
+Biochar	340 g of biochar	2.6 (0.4) ^{c,d}	1.2 (0.5) ^a	0.08 (0.05) ^a

Different letters indicate a significant difference in DOC, TN, or TP concentration. Each treatment was tested in triplicate.

monsoonal rain event. Each plot was covered with PVC sheeting to avoid the influence of natural rainfalls occurring between the simulations.

Runoff water from the 1 m² plot was collected in a large, clean bucket during each rain event. At the end of each of the two simulations per plot, 5 L of runoff water was collected and stored at 4°C for use in the aquatic mesocosm incubation (see below). Total nitrogen (TN), total phosphorus (TP), and DOC concentrations were measured at the end of each rain simulation.

Aquatic Mesocosm Incubation

In order to assess the impact of runoff water from different amendments on aquatic microbial communities, a short, 16 days mesocosm incubation was conducted immediately after the rain simulations. Fifteen plastic containers of 200 L volume corresponding to the 3 replicates of the 3 organic addition treatments plus the 3 soil only controls and 3 replicate reservoir water controls were filled with 100 L of water collected from the reservoir in the studied catchment.

Ten liters of runoff, 5 L from each of the two simulations, was added at the beginning of the incubation to the respective mesocosms, except for the reservoir controls. These additions were calculated based on the data of Bui et al. (2014) on runoff of water from the watershed to the reservoir and on annual precipitation volumes. Annual rainfalls in 2012 and 2013 in the Dong Cao watershed accounted for 1,200 and 1,800 mm, respectively, of which between 80 and 90% occurred over the 5-month period between May and September. While the mean peak flow of water runoff to the lake is estimated around 0.11 m³ s⁻¹ (i.e., 10,000 m³ day⁻¹; Bui et al., 2014), the volume of the reservoir was estimated to seasonally change between 640,000 and 1,120,000 m³ (Trinh et al., 2016). In other words, over the 5-month rainy season the water volume increases by approximately 43% (480,000 m³), the majority of which comes from runoff. Compared to natural conditions, the chosen 10 L-addition of runoff water to 100 L-reservoir water therefore represents a typical addition occurring during one month of the rainy season.

Each mesocosm was covered with one layer of mosquito screening to protect from falling debris such as leaves and the incubation was conducted outside and ran for 16 days. Mesocosms were mixed manually daily and samples for nutrients, DOC, and Chlorophyll *a* (Chl_a) concentration (days 0, 1, 2, 3, 5, 7, and 16) and bacterial diversity (T_i = Day 0 and T_f = Day 16) were collected. Temperature, dissolved oxygen (DO) and total dissolved solids (TDS) were measured daily with a Hydrolab 5 multiprobe in each mesocosm after mixing.

Nutrients and DOC

For the determination of DOC concentration, duplicate 30 mL samples were filtered (Whatman GF/F), collected in pre-combusted (450°C, overnight) glass tubes, preserved with 36 μL 85% phosphoric acid (H₃PO₄) and sealed with a Teflon-lined cap. Samples were stored at ambient temperature and in the dark until measurement. DOC concentration was measured on a Shimadzu TOC V_{CPH} analyzer following the method described in Rochelle-Newall et al. (2011).

Total nitrogen and TP concentrations were determined following the standard methods for the examination of water and wastewater (Clesceri et al., 1999). TN was measured on unfiltered samples using the Total Kjeldahl Nitrogen (TKN) method (4500-Norg B) (Clesceri et al., 1999). TP was determined on unfiltered samples after addition of concentrated HClO₄ solution and heating at 150°C for 2 h followed by determination of PO₄ colorimetrically at 880 nm with the ascorbic acid method (Standard method 4500-P E, Clesceri et al., 1999). All colorimetric measurements were conducted on a GBC Cintra 40 spectrophotometer (Australia). Concentrations of Chl_a were determined fluorometrically from 30 mL subsamples filtered onto 25 mm Whatman GF/F filters according to Holm-Hansen et al. (1965). The rainwater used for the simulations was taken from a nearby spring and the concentrations of DOC (0.74 mg C L⁻¹), TN (0.024 mg L⁻¹) and TP (0.025 mg L⁻¹) were subtracted from the DOC, TN, and TP runoff measurements.

DNA Extraction and 16S rRNA Gene Sequencing

Samples of 50 mL from each incubation were filtered onto separate 0.2 μm (ϕ = 47 mm) Whatman Nuclepore polycarbonate membranes at the initial (T_i) and final time (T_f) of the incubation. DNA was extracted using an in-house standard protocol. Filters were thawed and lysozyme (1 mg mL⁻¹ final) was added and left for 30 min at 37°C. Sodium dodecyl sulfate (SDS, 1% final) and proteinase K (100 μg mL⁻¹ final) were added and incubated overnight at 55°C. Cell lysates were extracted with an equal volume of phenol/chloroform/isoamyl alcohol [25:24:1] mixed thoroughly and centrifuged for 5 min (20,000 g). The upper phase of the centrifugation products were transferred to new tubes and an equal volume of chloroform/isoamylalcohol [24:1] was added and centrifuged for 5 min (20,000 g). The upper phase of the centrifugation products were transferred to new tubes and roughly 1/10 volume equivalent of sodium acetate (NaAc) [3M, pH = 5.2] was added together with 0.6 volume equivalent of

isopropanol and incubated 1 h at -20°C . A new centrifugation was performed at 20,000 g for 20 min at 4°C . The pellet was washed with ice cold 70% ethanol, dried in a SpeedVac concentrator (Savant), re-suspended in 50 μL TE buffer, and quantified using the PicoGreen[®] fluometric quantification kit (molecular Probes). PCR amplification of the hypervariable regions V1–V3 of the 16S rRNA gene was performed using the primers 27F (5'-GAGTTTGATCMTGGCTCAG-3') and 518R (5'-WTTACCGCGGCTGCTGG-3'). Prior to pyrosequencing all PCR amplicons were pooled to equimolar ratio. The forward and reverse primers included both a 10 bp multiplex identifier (MID) in order to multiplex the samples during sequencing. Amplifications were performed in triplicate using the AmpliTaq Gold[®] 360 master mix (Applied Biosystems), according to the protocol of the manufacturer. Cycling conditions were as follows: an initial activation/denaturation step at 95°C for 10 min; followed by 25 cycles of 95°C for 40 s, 55°C for 40 s, and 72°C for 1 min; and a final 7-min extension at 72°C . PCR products were then purified using the QIAquick PCR Purification Kit (Qiagen, Hilden, Germany) after excision of the amplicon from an agarose gel. Concentration of DNA of each identified PCR product was determined using Picogreen quantification and then PCR triplicates of a same site were pooled into equimolar concentrations. Pyrosequencing was then performed on a 454 GS-FLX Titanium (454 Life Sciences) by Macrogen, Korea. Data are publicly available at DDBJ/ENA/GenBank under the accession KAFM01000001-KAFM01012423.

Sequences Processing and Data Analysis

The MOTHUR software (v. 1.33; Schloss et al., 2009) was used to process 16S rRNA gene sequence reads. Short reads (<250 bp) and reads with ambiguous primer or barcode sequences were discarded. Sequencing errors were reduced by aligning remaining reads to the SILVA database (Pruesse et al., 2007), screening the alignment to the overlapping region, and pre-clustering sequences distant by <2 bp. Chimeric sequences were identified using the integrated version of UChime (Edgar et al., 2011) and removed accordingly. To avoid misinterpretation, sequences that were classified as “Chloroplast”, “Mitochondria”, or “unknown” lineages were removed before clustering into Operational taxonomic units (OTUs). Sequences with a pairwise distance <0.03 substitutions per nucleotide were clustered in OTU and considered for further analyses. The estimated richness and evenness were calculated through Chao and invSimpson indices, respectively. Taxonomic assignments were performed on the alignment of consensus sequences with the RDP database (Cole et al., 2005).

To assess the relative influence of environmental parameters and changes in community structure, a canonical correspondence analysis (CCA) was performed between key environmental parameters (pH, TDS, DO, and DOC) and community composition using R with the ‘vegan’ package (Dixon, 2003). A heatmap was performed to show the comparison and cluster analysis of microbial composition in the pool samples at the genus level using R with the “pheatmap” package (Kolde, 2012).

Statistical Tests

Significant differences between the treatments were tested using the Xlstat 2012 (Addinsoft) software. Analysis of variance (ANOVA) was used to test the significance of the differences between treatments after checking that the assumptions of the ANOVA were met. When necessary, the data were log-transformed to assure normality. When a significant difference was observed, an *a posteriori* test (Fisher’s LSD) was used to distinguish groups. When transformation did not assure normality, a non-parametric Kruskal–Wallis test was used.

Metastats was used to test the difference of abundance to identify significantly abundant genera in the samples. Analysis of Similarity (ANOSIM) was used to test the effect of time on community structure in all samples.

RESULTS

DOC in Runoff

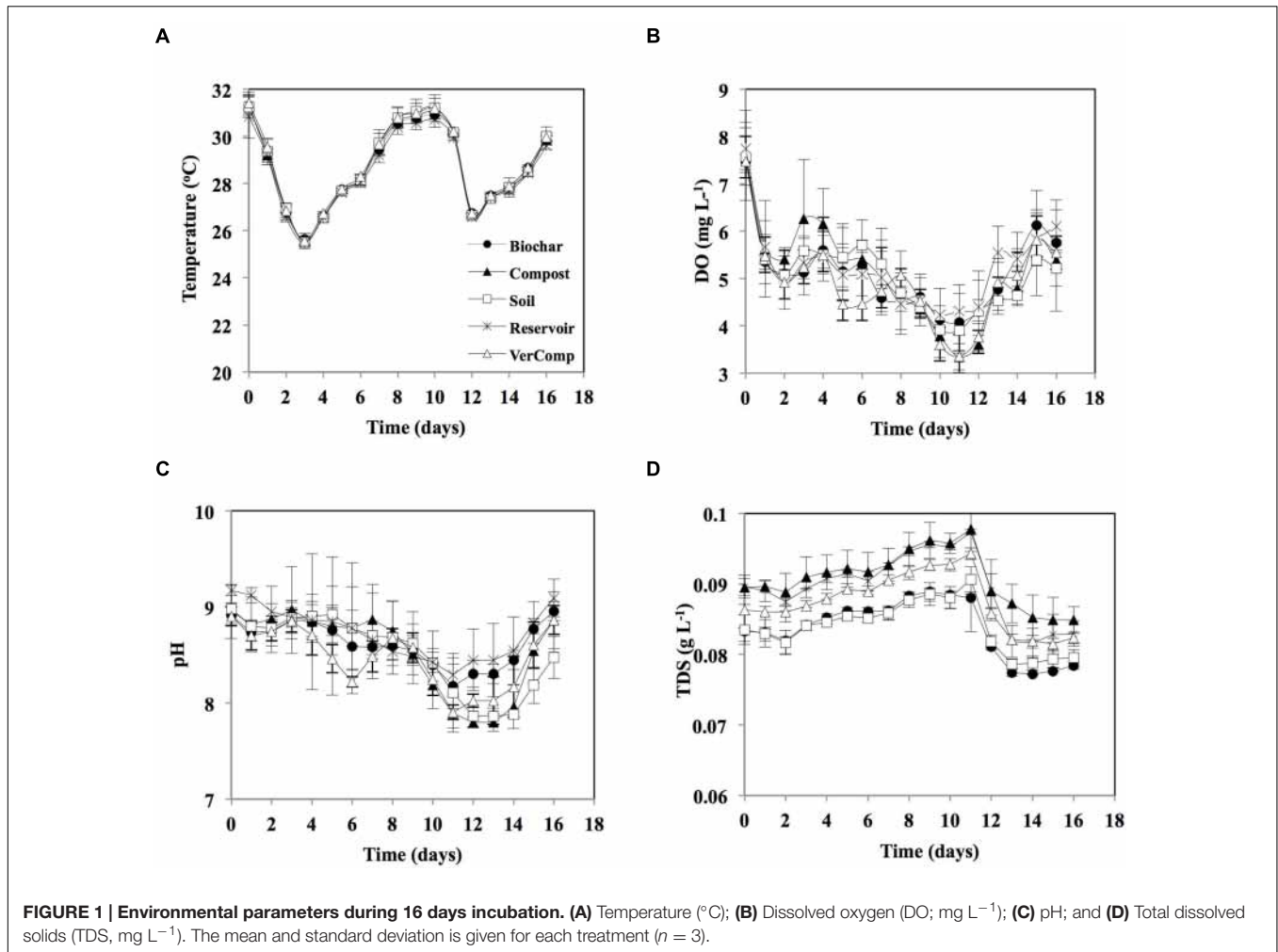
There were significant differences in the amount of DOC lost as runoff during the rain simulation between amendments ($p < 0.05$; **Table 1**). Compared to the soil only treatment ($2.1 + 0.3 \text{ mg L}^{-1} \text{ C}$), DOC was over three times higher in the runoff from plots with compost ($8.1 + 2.3 \text{ mg L}^{-1} \text{ C}$). TN and TP also varied between treatments with the concentrations being lowest in the soil only runoff for TN and in the soil only and biochar runoff for TP.

Environmental Variables of Aquatic Mesocosms

The temporal variation of the measured environmental parameters (temperature, DO, pH, and TDS) was rather similar amongst treatments (**Figure 1**). Average temperature varied between 26 and 31°C over the course of the experiment (**Figure 1A**). DO concentration decreased from around 7.5 at day 0 to about 4 at day 12, thereafter it slightly increased to reach 5.5 by the end of the experiment (**Figure 1B**). pH varied between 7.8 and about 9 in all samples, decreasing from around 9 at day 0 to around 8 by days 11–13, it increased again to almost 9 on the last day of incubation (**Figure 1C**). TDS in the compost treatment was slightly higher than other treatments in all days of incubation. The TDS concentration gradually rose and was highest on day 11 (0.09 g L^{-1}), thereafter it decreased to 0.07 g L^{-1} by the end of the experiment (**Figure 1D**).

DOC and Chla

The addition of runoff to the reservoir water resulted in an increase in initial DOC concentration, relative to the reservoir (**Figure 2A**). This was particularly noticeable in the compost addition where initial concentrations of $3.7 + 0.3 \text{ mg C L}^{-1}$ were observed. This was in contrast to an initial reservoir DOC concentration of $3.4 + 0.1 \text{ mg C L}^{-1}$. The other additions resulted in initial DOC concentrations that varied between $3.1 + 0.2 \text{ mg C L}^{-1}$ for the soil only runoff experiment and $3.4 + 0.01 \text{ mg C L}^{-1}$ for the vermi-compost runoff



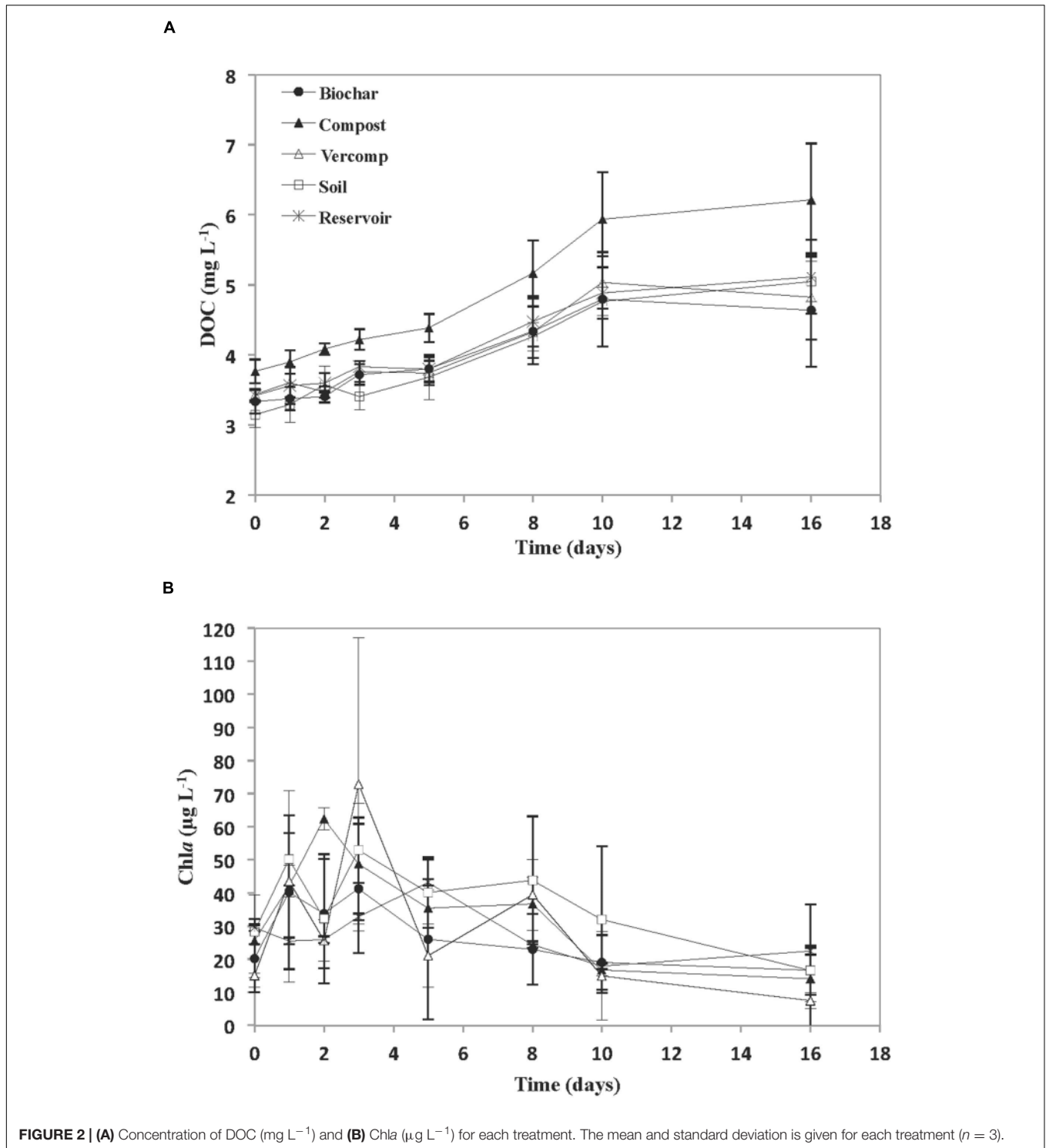
addition. DOC concentration thereafter increased in all of the incubations. However, the rate of increase in DOC concentration was significantly higher in the compost addition ($p < 0.01$). *Chla* was highly variable during the experiment with no significant differences between treatments (Figure 2B). In general, *Chla* increased during the first few days to each a maximum on days 2–3 ($46.2 \pm 15 \mu\text{g L}^{-1}$) in the runoff addition mesocosms and day 5 ($43.2 \pm 21 \mu\text{g L}^{-1}$) in the reservoir water, and thereafter decreased towards the end of the experiment in all treatments ($13.7 \pm 6 \mu\text{g L}^{-1}$).

Estimated Richness, Evenness and Structure of Bacterial Community

In total, 327,327 sequences were obtained for all samples. At T_i , the estimated richness was highest in the mesocosms receiving runoff water from soil fertilized with biochar. In these mesocosms, the richness strongly declined by 55.7% while it decreased by 46% in the compost addition and by 35.6% in the vermi-compost addition between the two measured time points (Figure 3A). In contrast, richness did not vary in the control mesocosms that had received runoff water from soil only or those that were only filled with reservoir

water. Correspondingly, evenness was negatively impacted in the mesocosms with biochar and vermicompost runoff additions between T_i and T_f . However, evenness increased by 44% in the control mesocosms that had received runoffs from soil only and by 34% in the reservoir water controls. It also slightly increased in the mesocosms receiving runoff water from soil amended with compost by 15% but it is highly variable between these mesocosms (Figure 3B).

Also, community structure significantly changed through time ($P < 0.01$). The canonical correspondence analysis (CCA) between key environmental parameters (pH, TDS, DO, and DOC) and community composition showed that the proportion of the total variance explained by all environmental factors was 22.76%. The variance explained by the first three constrained axes (CCA1, CCA2, and CCA3) were 18%, 7.6% and 3.3%, respectively (Figure 4). CCA constructed at the taxonomic level of class indicated specific effects of environmental parameters on microbial community structure: DOC and pH were two important factors affecting microbial community (Figure 4). DOC was not significantly correlated with DO ($r = 0.23$, $P = 0.2759$), but was negatively correlated with TDS ($r = -0.4$, $P = 0.05$).



In general, all samples at T_f were correlated with high DOC and TDS. The occurrence of species belonging to the classes of *Alphaproteobacteria*, *Gammaproteobacteria*, *Betaproteobacteria*, *Actinobacteria*, and *Armatimonadia* were positively correlated with higher DOC concentration at T_f . Moreover, the community structure for each treatment at T_i was clearly separated from

those at T_f , except for the soil only treatment (**Figure 4**). Surprisingly, two samples from this treatment were very different from all others at both T_i and T_f , suggesting that it may be affected by runoff collection or may be have been contaminated during the filling of the incubation tanks.

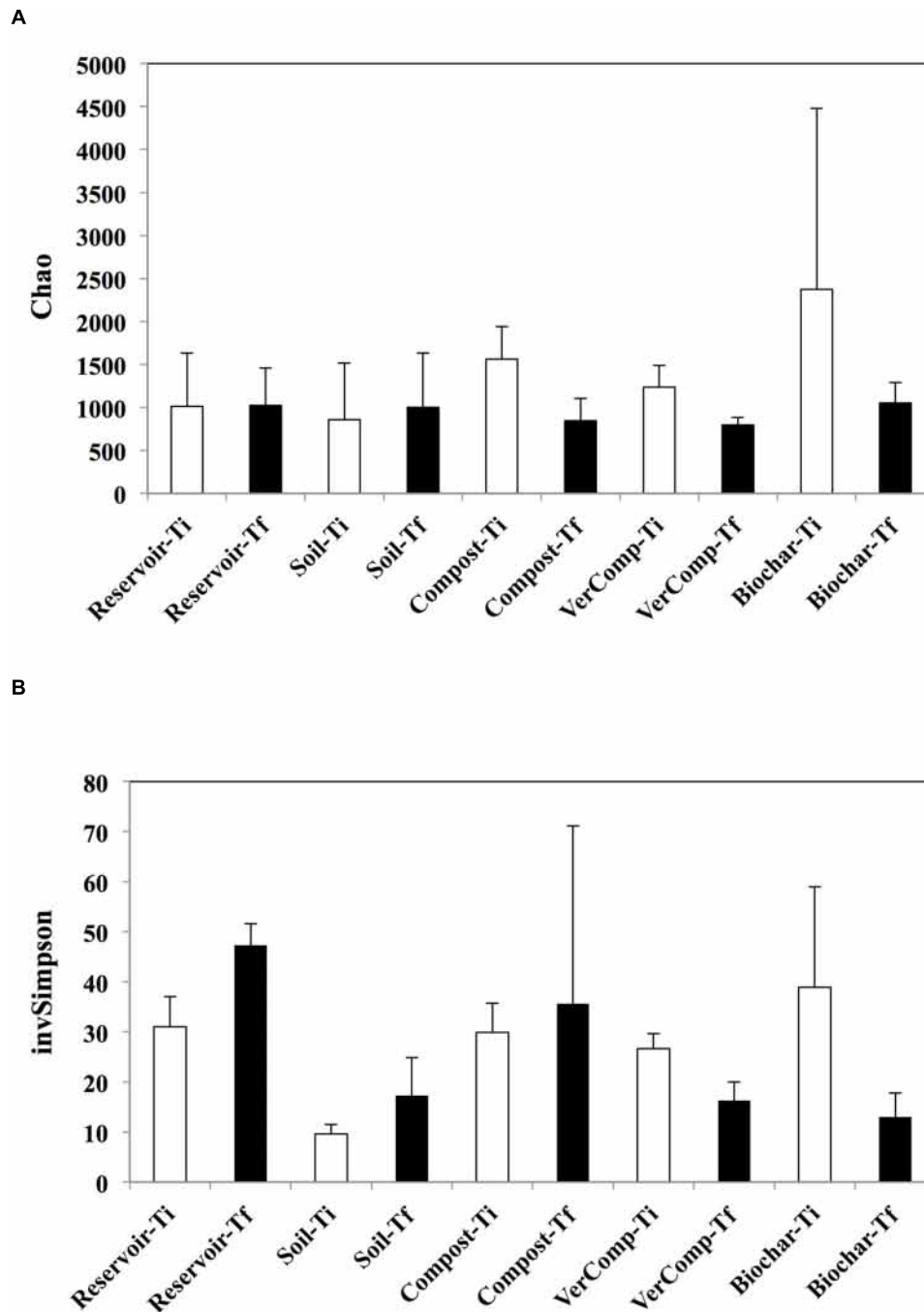
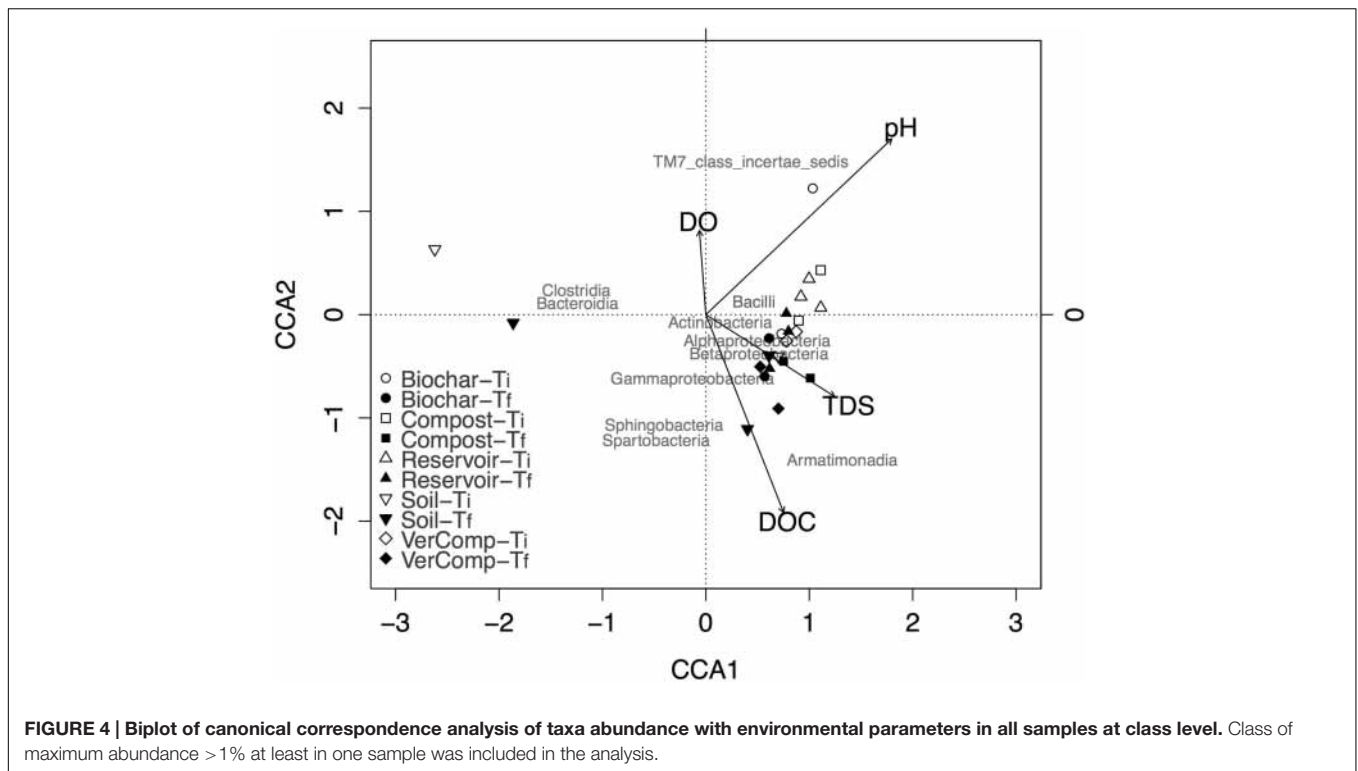


FIGURE 3 | Estimated richness and evenness. (A) Chao index and **(B)** InvSimpson at T_i and T_f for all treatments. The mean and standard deviation is given for each treatment ($n = 3$).

Taxonomy of Core Micro-biomes

Of the original 327,327 raw sequences, 17,017 OTUs remained after data processing. Core OTUs were OTUs which abundances constituted >1% of the total OTU abundance in at least one sample. The core community represented in all samples encompassed 136 OTUs but 27% of those could not be classified at the class level.

Due to the large variation among the replicated mesocosms, the differences in abundance of most phyla were not statistically significant among the treatments. A comparison and cluster analysis of microbial composition in the pool samples was performed to assess dominances at the genus level (Figure 5A). At T_i , *Pseudomonas* spp. (*Proteobacteria*), *Propionibacterium* spp. (*Actinobacteria*) and *Methylobacterium* spp. (*Proteobacteria*),



Faecalibacterium spp. (*Firmicutes*) and *Prevotella* spp. (*Bacteroidetes*) dominated the communities in the soil-only runoff incubations with the relative abundance of 10, 5.8, 6.11, 6.8, and 8.9%, respectively. *Oceanobacillus* spp. (*Firmicutes*) (8%) were also highly abundant in the biochar runoff incubation whereas *Propionibacterium* spp. were intermediately abundant in the mesocosms that had received compost (2.27%) or vermi-compost (5.9%) runoff, or in the reservoir water controls (2.5%). *Methylobacterium* spp. were also abundant in the mesocosms with both compost and vermi-compost runoff additions with the relative abundance of 1.84 and 3.19%, respectively ($P < 0.05$; **Figure 5A**).

After 16 days of incubation, clear differences could be observed in bacterial community structure. The relative abundance of *Propionibacterium* spp. increased in all samples with the highest relative abundance in the mesocosms with biochar and compost runoff addition (18.6 and 17.6%, respectively) and *Pseudomonas* spp. was found with higher relative abundance in reservoir water control (4.89%) and soil-only runoff incubation (11.2%) compared to mesocosms with organic fertilizers addition at both T_i and T_f . The relative abundance of *Oceanobacillus* spp. increased sharply in the reservoir water mesocosms by 88.9% but decreased in those that had received the biochar runoff by 77.4%. On the other hand, *Methylobacterium* spp. were present in high abundance in the mesocosms that were impacted with runoff water from the compost treatment (8.55% relative abundance), and they rose in the mesocosms that had received compost or biochar runoff, or in the reservoir controls and decreased in the soil control compared to those at T_i ($P < 0.05$). The

genera of *Faecalibacterium* spp. and *Prevotella* spp. also increased and still dominated the communities in the soil only runoff mesocosms at T_f compared to other treatments (**Figure 5B**).

DISCUSSION

We conducted a 16-day mesocosm incubation investigation into the impact of organic fertilizer runoff derived DOC on the structure of an aquatic microbial community. Although less 'naturalistic' than *in situ* environments, we show that the addition of DOC from organic amendments can alter the structure of microbial communities in such systems, reducing evenness and richness as compared to a reservoir water control. Performing realistic rain application rates on soil parcels under usual fertilizer application rates of compost, vermi-compost and biochar, we found significantly higher DOC concentrations in runoff relative to that of the soil control. Previous studies have also shown that the application of organic carbon from different sources into soil increased the concentration of DOC in surface runoff compared to DOC runoff from bare soil. For example, Gandolfi et al. (2010) observed increases of DOC concentration of 6–17 times in surface runoff when corn residues were applied into soil. Janeau et al. (2014) also observed lower DOC export rates in bare soils from the Dong Cao catchment area relative to those with mulch or plant cover.

The addition of runoff to reservoir water resulted in some variability at T_i in both DOC concentrations and in bacterial

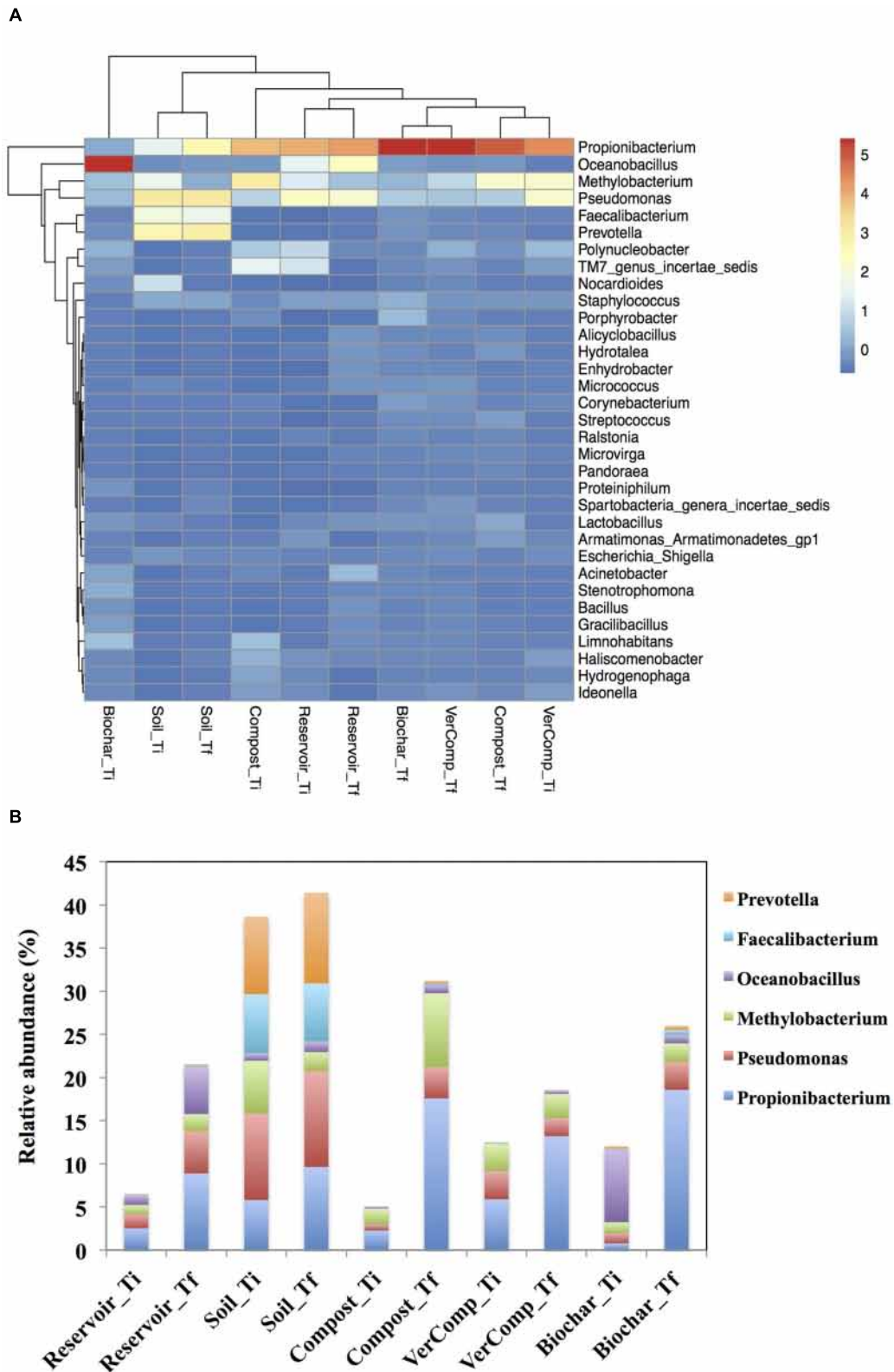


FIGURE 5 | (A) A heatmap showing the comparison and cluster analysis of microbial composition in the pool samples. Indicator scores are based on the OTU abundance in the microbial assemblages. Only the OTUs with a frequency of > 1% in at least one sample were shown in the figure and **(B)** Comparison of abundance of some genera in all treatments between T_i and T_f .

diversity as a consequence of the different additions. However, in comparison to these allochthonous inputs of DOC at the start of the experiment, the increases in DOC concentration after day 5 were probably from autochthonous sources e.g., primary production as there was a large increase in Chl a (up to 72.8 $\mu\text{g L}^{-1}$) over the first few days. This then declined (Figure 2B), suggesting the crash of an algal bloom. The excretion of DOC by phytoplankton during photosynthesis is one of the main sources of DOC in aquatic systems (Mague et al., 1980; Biersmith and Benner, 1998). Indeed, given the high concentrations of Chl a , it is perhaps not surprising that in some incubations DOC concentration almost doubled. DOC is released during active photosynthesis (exponential growth) but also when phytoplankton biomass becomes stable (stationary phase) or when nutrient limitation and cell death occurs (Biersmith and Benner, 1998; Rochelle-Newall et al., 2008; Rochelle-Newall et al., 2014). This may explain why no direct correlation was observed between Chl a and DOC concentration. Similar decoupling of DOC dynamics and Chl a concentration has been observed in other systems: Sommaruga et al. (1999) found no significant correlation between DOC concentration and Chl a in an Austrian lake. Kim et al. (2000) working in Lake Soyang also reported that the high DOC concentrations observed were due to the presence of cyanobacterial blooms.

Autochthonous vs. Allochthonous DOC as a Structural Factor for Bacterial Communities

Over the course of our experiment, the richness and the evenness of bacteria in mesocosms receiving runoff water from soil amended with organic fertilizers decreased in parallel to an increase in DOC concentration. The only exception was in the mesocosms that had received compost runoff addition where evenness increased. In contrast, the richness of the bacterial communities in the reservoir water and soil only treatments remained unchanged and evenness of the communities increased between T_i and T_f (Figure 3). DOC serves as an important substrate and energy source for heterotrophic bacteria (del Giorgio and Davis, 2003; Wei et al., 2015a) and the metabolic activity of the community is controlled by DOC quantity and quality and, hence, carbon source (Pommier et al., 2014). In our experiment, the DOC additions in the reservoir water were principally from phytoplankton production (an autochthonous source), whereas in all the other treatments, DOC inputs were initially from soils (allochthonous) and after 6 days from primary production (autochthonous). Thus the autochthonous vs. allochthonous ratio of carbon source may be an important structural factor influencing bacterial community composition during the incubation. Such results are coherent with those from Attermeyer et al. (2014) who did not observe shifts in bacterial community composition with increasing additions of autochthonous DOC, but did observe a shift when both allochthonous and autochthonous sources were present. Indeed, it has been suggested that bacterial taxa partition along a C source gradient with different ratios of allochthonous vs. autochthonous

C (Kritzberg et al., 2006; Jones et al., 2009). Evenness in the reservoir water and soil only treatments also increased, which may represent the stimulation of bacterial species specialized in phytoplankton derived organic matter, which are generally considered as highly bioavailable (Rochelle-Newall et al., 2008, 2011). Interestingly, richness also decreased in the mesocosms with biochar, compost and vermi-compost runoff additions, suggesting a specialization of species when both carbon sources were present. Regarding the biochar addition, some bacteria species have been hypothesized to preferentially degrade more recalcitrant soil OM constituents (Anderson et al., 2011) and this may well explain the decreased richness observed in this addition.

Changes in Community Structures and Key Taxa Correlated with DOC Decomposition

Community structures were affected by the incubation although this seemed less marked in the soil-only control incubations (Figure 4). DOC and pH changes related to these incubations appear to be the main factors that affected community structure. For example, the relative number of sequences assigned as *Actinobacteria* increased with increasing DOC and pH during the course of the experiment. Similarly, the relative number of sequences representing *Alphaproteobacteria*, *Gammaproteobacteria*, and *Betaproteobacteria* groups were positively correlated with DOC. Previous studies also indicated that pH is an important predictor of bacterial composition and distribution at the continental scale (Lauber et al., 2009). The relative abundance of *Proteobacteria* groups has been shown to be positively correlated to carbon availability (Fierer et al., 2007) and to soil pH and organic C concentrations (Wei et al., 2015a,b). Similarly, Wei et al. (2015a) also showed that *Alphaproteobacteria*, *Gammaproteobacteria*, and *Betaproteobacteria* groups significantly increased in compost amended soil. The *Actinobacteria* phylum was always predominant across many different finished composts (Franke-Whittle et al., 2009). *Actinobacteria* are considered important during composting process because of the ability of this group to decompose cellulose and chitin. Moreover, they are considered to play a crucial role in the bio-stabilization of refractory organics (Vivas et al., 2009; Federici et al., 2011), the degradation of recalcitrant compounds and, the suppression of pathogenic microorganisms through the secretion of various antibiotic compounds (Franke-Whittle et al., 2009).

Two key genera were found to respond to the different treatments during the incubation. At T_f , there was a significant increase in *Propionibacterium* spp. in all treatments, especially in the biochar runoff incubation where the highest number of sequences was found. *Propionibacterium* spp. are a group of gram-positive bacteria that are generally considered as anaerobic to aerotolerant but that prefer anaerobic conditions for growth. *Propionibacterium* spp. utilize large and complex molecules and convert them into smaller molecules. The production of propionic and acetic acids during lactic acid metabolism is one such example (Wang and Yang, 2013). Interestingly,

Gomez et al. (2014) indicated that the addition of biochar in soil shifted the microbial community towards gram-negative bacteria relative to other types of microorganisms, further supporting the suggestion that biochar, although bringing a relatively low addition in terms of DOC, did exert a strong role on bacterial community composition when added to reservoir water. *Methylobacterium* spp. was also dominant in the high DOC concentration compost treatment. These bacteria gram-negative *Alphaproteobacteria* are known to be abundant in compost (Danon et al., 2008) as well as in soils, lakes and sediments (Rekadwad, 2014). The genus *Methylobacterium* is known to utilize methane and other more complex organic compounds (Yim et al., 2014). Propionic acid, which is produced by *Propionibacterium* spp., can be utilized as a sole carbon source by *Methylobacterium* spp. (Gallego et al., 2006) indicating a potential metabolic relationship between these two genus. *Propionibacterium* spp. and *Methylobacterium* spp. may thus represent sentinel species for ecosystem changes, particularly in systems with high inputs of allochthonous organic matter (Salvador Pedro et al., 2001).

CONCLUSION

Understanding the off-site impacts of agricultural activities is critical if we are to preserve the ecological integrity of managed ecosystems. Our research indicates significant effects of organic fertilizers on the downstream aquatic microbial community in a tropical system. Here we show that realistic amounts of runoff from amended and non-amended soils can provide a large source of allochthonous DOC. In addition, that this allochthonous DOC has a strong impact on microbial community structure and composition in an experimental aquatic system. We found a reduction in both the richness and evenness of the communities with added allochthonous organic matter which may point towards a specialization of the communities, similar to what was previously observed in a short term (72 h) incubations (Pommier et al., 2014). Moreover, the data suggest that DOC and pH are the main factors controlling

community structure in mesocosm experiments. Ultimately, we identified two sentinel genera, i.e., *Propionibacterium* spp. and *Methylobacterium* spp., which could be important to track using e.g., targeted quantitative PCR, to monitor ecological changes in sites under high OM inputs. These results further underline that even though organic composts can be considered as being less damaging for the environment as compared to other chemical additions, the full consequences of their application need to be taken into account, especially in agricultural practices of tropical countries.

AUTHOR CONTRIBUTIONS

DT, ER-N, JJ, ML, CH, TP designed the experiments; CH, QT, DT, ML, HT, DO, JJ, AM, and ER-N carried out the work; HL, CH, TP, ER-N interpreted the results and HL, TP, and ER-N wrote the manuscript that was revised and improved by all the coauthors.

FUNDING

This research was supported by LOTUS N° 44/2012/HĐ-NĐT (to DT), MOST, and PHC Hoa Sen Lotus 23970QM (to ER-N), the JEA BioGEAQ (to DT) and the Institut de Recherche pour le Développement (IRD), the UMR laboratories iEES-Paris and LEM. This work forms part of the Ph.D. thesis requirements of HL who is financed by a Ph.D. grant from the USTH, Vietnam and the IRD (ARTS).

ACKNOWLEDGMENTS

The authors also thank to The Soil and Fertilizers Research Institute for hosting the participants and the incubations. DNA extractions were performed in the “Plateforme de Génomique Environnementale” at the LEM and the financial support of the French ANR “Teciteasy” (ANR-13-AGRO-0007 – to ERN and TP).

REFERENCES

- Anderson, C. R., Condrón, L. M., Clough, T. J., Fiers, M., Stewart, A., Hill, R. A., et al. (2011). Biochar induced soil microbial community change: implications for biogeochemical cycling of carbon, nitrogen and phosphorus. *Pedobiologia* 54, 309–320. doi: 10.1016/j.pedobi.2011.07.005
- Attemeyer, K., Hornick, T., Kayler, Z. E., Bahr, A., Zwirnmann, E., Grossart, H. P., et al. (2014). Enhanced bacterial decomposition with increasing addition of autochthonous to allochthonous carbon without any effect on bacterial community composition. *Biogeosciences* 11, 1479–1489. doi: 10.5194/bg-11-1479-2014
- Biersmith, A., and Benner, R. (1998). Carbohydrates in phytoplankton and freshly produced dissolved organic matter. *Mar. Chem.* 63, 131–144. doi: 10.1016/S0304-4203(98)00057-7
- Bui, Y. T., Orange, D., Visser, S. M., Chu, T. H., Laissus, M., Poortinga, A., et al. (2014). Lumped surface and sub-surface runoff for erosion modeling within a small hilly watershed in northern Vietnam. *Hydrol. Process.* 28, 2961–2974. doi: 10.1002/hyp.9860
- Clesceri, L. S., Greenberg, A. E., and Eaton, A. D. (1999). *Standard Methods for the Examination of Water and Wastewater*. Washington, DC: American Public Health Association.
- Cole, J. R., Chai, B., Farris, R. J., Wang, Q., Kulam, S. A., McGarrell, D. M., et al. (2005). The ribosomal database project (RDP-II): sequences and tools for high-throughput rRNA analysis. *Nucleic Acids Res.* 33, D294–D296. doi: 10.1093/nar/gki038
- Cottrell, M. T., and Kirchman, D. L. (2000). Natural assemblages of marine proteobacteria and members of the Cytophaga-Flavobacter cluster consuming low- and high-molecular-weight dissolved organic matter. *Appl. Environ. Microbiol.* 66, 1692–1697. doi: 10.1128/AEM.66.4.1692-1697.2000
- Dalton, R. L., Boutin, C., and Pick, F. R. (2015). Nutrients override atrazine effects on riparian and aquatic plant community structure in a North American agricultural catchment. *Freshw. Biol.* 60, 1292–1307. doi: 10.1111/fwb.12563
- Danon, M., Franke-Whittle, I. H., Insam, H., Chen, Y., and Hadar, Y. (2008). Molecular analysis of bacterial community succession during prolonged compost curing. *Microbiol. Ecol.* 65, 133–144. doi: 10.1111/j.1574-6941.2008.00506

- del Giorgio, P. A., and Davis, J. (2003). "Patterns in dissolved organic matter lability and consumption across aquatic ecosystems," in *Aquatic Ecosystems: Interactivity of Dissolved Organic Matter*, eds S. Findlay and R. L. Sinsabaugh (Amsterdam: Academic), 399–424.
- Dixon, P. (2003). VEGAN, a package of R functions for community ecology. *J. Veg. Sci.* 14, 927–930. doi: 10.1111/j.1654-1103.2003.tb02228.x
- Doan, T. T., Henry-des-Tureaux, T., Rumpel, C., Janeau, J.-L., and Jouquet, P. (2015). Impact of compost, vermicompost and biochar on soil fertility, maize yield and soil erosion in Northern Vietnam: a three year mesocosm experiment. *Sci. Total Environ.* 514, 147–154. doi: 10.1016/j.scitotenv.2015.02.005
- Edgar, R. C., Haas, B. J., Clemente, J. C., Quince, C., and Knight, R. (2011). UCHIME improves sensitivity and speed of chimera detection. *Bioinformatics* 27, 2194–2200. doi: 10.1093/Bioinformatics/Btr381
- Eghball, B. (2002). Soil properties as influenced by phosphorus- and nitrogen-based manure and compost applications joint contribution. *Agron. J.* 94, 128–135. doi: 10.2134/agronj2002.1280
- Fang, H., Cheng, S., Yu, G., Xu, M., Wang, Y., Li, L., et al. (2014). Experimental nitrogen deposition alters the quantity and quality of soil dissolved organic carbon in an alpine meadow on the Qinghai-Tibetan Plateau. *Appl. Soil Ecol.* 81, 1–11. doi: 10.1016/j.apsoil.2014.04.007
- Federici, E., Pepi, M., Esposito, A., Scargetta, S., Fidati, L., Gasperini, S., et al. (2011). Two-phase olive mill waste composting: community dynamics and functional role of the resident microbiota. *Bioresour. Technol.* 102, 10965–10972. doi: 10.1016/j.biortech.2011.09.062
- Fierer, N., Bradford, M. A., and Jackson, R. B. (2007). Toward an ecological classification of soil bacteria. *Ecology* 88, 1354–1364. doi: 10.1890/05-1839
- Franke-Whittle, I. H., Knapp, B. A., Fuchs, J., Kaufmann, R., and Insam, H. (2009). Application of COMPOCHIP microarray to investigate the bacterial communities of different composts. *Microbiol. Ecol.* 57, 510–521. doi: 10.1007/s00248-008-9435-2
- Gallego, V., García, M. T., and Ventosa, A. (2006). *Methylobacterium adhaesivum* sp. nov., a methylotrophic bacterium isolated from drinking water. *Int. J. Syst. Evol. Microbiol.* 56, 339–342. doi: 10.1099/ijs.0.64389-0
- Gandolfi, I., Sicolo, M., Franzetti, A., Fontanarosa, E., Santagostino, A., and Bestetti, G. (2010). Influence of compost amendment on microbial community and ecotoxicity of hydrocarbon-contaminated soils. *Bioresour. Technol.* 101, 568–575. doi: 10.1016/j.biortech.2009.08.095
- Gomez, J. D., Deneff, K., Stewart, C. E., Zheng, J., and Cotrufo, M. F. (2014). Biochar addition rate influences soil microbial abundance and activity in temperate soils. *Euro. J. Soil Sci.* 65, 28–39. doi: 10.1111/ejss.12097
- Gómez-Consarnau, L., Lindh, M. V., Gasol, J. M., and Pinhassi, J. (2012). Structuring of bacterioplankton communities by specific dissolved organic carbon compounds. *Environ. Microbiol.* 14, 2361–2378. doi: 10.1111/j.1462-2920.2012.02804.x
- Holm-Hansen, O., Lorenzen, C. J., Holmes, R. W., and Strickland, J. D. H. (1965). Fluorometric determination of chlorophyll. *J. Conseil* 30, 3–15. doi: 10.1093/icesjms/30.1.3
- Howarth, R., Swaney, D., Billen, G., Garnier, J., Hong, B. G., Humborg, C., et al. (2012). Nitrogen fluxes from the landscape are controlled by net anthropogenic nitrogen inputs and by climate. *Front. Ecol. Environ.* 10:37–43. doi: 10.1890/100178
- Howarth, R. W. (1998). An assessment of human influences on fluxes of nitrogen from the terrestrial landscape to the estuaries and continental shelves of the North Atlantic Ocean. *Nut. Cycl. Agroecosyst.* 52, 213–223. doi: 10.1023/A:1009784210657
- Jacinthe, P. A., Lal, R., Owens, L. B., and Hothem, D. L. (2004). Transport of labile carbon in runoff as affected by land use and rainfall characteristics. *Soil Tillage Res.* 77, 111–123. doi: 10.1016/j.still.2003.11.004
- Janeau, J. L., Gillard, L. C., Grellier, S., Jouquet, P., Le, T. P. Q., Luu, T. N. M., et al. (2014). Soil erosion, dissolved organic carbon and nutrient losses under different land use systems in a small catchment in northern Vietnam. *Agric. Water Manag.* 146, 314–323. doi: 10.1016/j.agwat.2014.09.006
- Jones, S. E. G., Newton, R. J., and McMahon, K. D. (2009). Evidence for structuring of bacterial community composition by organic carbon source in temperate lakes. *Environ. Microbiol.* 11, 2463–2472. doi: 10.1111/j.1462-2920.2009.01977
- Kim, B., Choi, K., Kim, C., Lee, U. H., and Kim, Y. H. (2000). Effects of the summer monsoon on the distribution and loading of organic carbon in a deep reservoir, Lake Soyang, Korea. *Water Res.* 34, 3495–3504.
- Kolde, R. (2012). *A Grid Based Implementation of Heatmaps that Offers More Control Over Heatmap Dimensions and Appearance*. Available at: <http://CRAN.R-project.org/package=pheatmap>
- Kritzberg, E., Cole, J., Pace, M., and Granéli, W. (2006). Bacterial growth on allochthonous carbon in humic and nutrient-enriched lakes: results from whole-lake C-13 addition experiments. *Ecosystems* 9, 489–499. doi: 10.1007/s10021-005-0115-5
- Lauber, C., Hamady, M., Knight, R., and Fierer, N. (2009). Pyrosequencing-based assessment of soil ph as a predictor of soil bacterial community structure at the continental scale. *Appl. Environ. Microbiol.* 75, 5111–5120. doi: 10.1128/AEM.00335-09
- Lehmann, J. (2007). Bio-energy in the black. *Front. Ecol. Environ.* 5:381–387. doi: 10.1890/1540-9295(2007)5[381:BITB]2.0.CO;2
- Mague, T. H., Friberg, E., Hughes, D. J., and Morris, I. (1980). Extracellular release of carbon by marine phytoplankton; a physiological approach. *Limnol. Oceanogr.* 25, 262–279. doi: 10.4319/lo.1980.25.2.0262
- Mailapalli, D., Horwath, W., Wallender, W., and Burger, M. (2012). Infiltration, runoff, and export of dissolved organic carbon from furrow-irrigated forage fields under cover crop and no-till management in the arid climate of California. *J. Irrigat. Drainage Eng.* 138, 35–42. doi: 10.1061/(ASCE)IR.1943-4774.0000385
- Podwojewski, P., Orange, D., Jouquet, P., Valentin, C., Nguyen, V. T., Janeau, J. L., et al. (2008). Land-use impacts on surface runoff and soil detachment within agricultural sloping lands in Northern Vietnam. *Catena* 74, 109–118. doi: 10.1016/j.catena.2008.03.013
- Pommier, T., Merroune, A., Bettarel, Y., Got, P., Janeau, J.-L., Jouquet, P., et al. (2014). Off-site impacts of agricultural composting: role of terrestrially derived organic matter in structuring aquatic microbial communities and their metabolic potential. *FEMS Microbiol. Ecol.* 90, 622–632. doi: 10.1111/1574-6941.12421
- Pruesse, E., Quast, C., Knittel, K., Fuchs, B., Ludwig, W., Peplies, J., et al. (2007). SILVA: a comprehensive online resource for quality checked and aligned ribosomal RNA sequence data compatible with ARB. *Nucleic Acids Res.* 35, 7188–7196. doi: 10.1093/nar/gkm864
- Rekadwad, B. N. (2014). Growth promotion of crop plants by *Methylobacterium organophilum*: efficient bio- inoculant and bio-fertilizer isolated from mud. *Res. Biotechnol.* 5, 1–6.
- Rivero, C., Chirenje, T., Ma, L. Q., and Martinez, G. (2004). Influence of compost on soil organic matter quality under tropical conditions. *Geoderma* 123, 355–361. doi: 10.1016/j.geoderma.2004.03.002
- Rochelle-Newall, E. J., Chu, V. T., Pringault, O., Amouroux, D., Arfi, R., Bettarel, Y., et al. (2011). Phytoplankton diversity and productivity in a highly turbid, tropical coastal system (Bach Dang Estuary, Vietnam). *Mar. Pollut. Bull.* 62, 2317–2329. doi: 10.1016/j.marpollbul.2011.08.044
- Rochelle-Newall, E. J., Ridame, C., Dimier-Huguency, C., and L'Helguen, S. (2014). Impact of iron limitation on primary production (dissolved and particulate) and secondary production in cultured *Trichodesmium* sp. *Aquat. Microb. Ecol.* 72, 143–153. doi: 10.3354/ame01690
- Rochelle-Newall, E. J., Torrón, J. P., Mari, X., and Pringault, O. (2008). Phytoplankton-bacterioplankton coupling in a subtropical South Pacific coral reef lagoon. *Aquat. Microb. Ecol.* 50, 221–229. doi: 10.3354/ame01158
- Salvador Pedro, M., Haruta, S., Hazaka, M., Shimada, R., Yoshida, C., Hiura, K., et al. (2001). Denaturing gradient gel electrophoresis analyses of microbial community from field-scale composter. *J. Biosci. Bioeng.* 91, 159–165. doi: 10.1016/S1389-1723(01)80059-1
- Sarmiento, H., Romera-Castillo, C., Lindh, M., Pinhassi, J., Sala, M. M., Gasol, J. M., et al. (2013). Phytoplankton species-specific release of dissolved free amino acids and their selective consumption by bacteria. *Limnol. Oceanogr.* 58, 1123–1135. doi: 10.4319/lo.2013.58.3.1123
- Schloss, P. D., Westcott, S. L., Ryabin, T., Hall, J. R., Hartmann, M., Hollister, E. B., et al. (2009). Introducing mothur: open source, platform-independent, community-supported software for describing and comparing microbial communities. *Appl. Environ. Microbiol.* 75, 7537–7541. doi: 10.1128/AEM.01541-09

- Soil Survey Staff (1999). *A Basic System of Soil Classification for Making and Interpreting Soil Surveys*, 2nd Edn. Washington DC: Natural Resources Conservation Service, USDA, 436.
- Sommaruga, R., Psenner, R., Schaffner, E., Koinig, K. A., and Sommaruga-Wograt, S. (1999). Dissolved organic carbon concentration and phytoplankton biomass on high-mountain lakes of the austrian alps: potential effect of climatic warming on uv underwater attenuation. *Arct. Antarct. Alpine Res.* 31, 247–253. doi: 10.2307/1552253
- Tran, D. T., Janeau, J.-L., and Orange, O. (2011). “MSEC programme : collected data from dong cao catchment 2000–2010, in *CD-ROM*, ed. S. MSEC IRD-Hanoi. Hanoi: MSEC.
- Trinh, D. A., Luu, T. N. M., Trinh, Q. H., Tran, H. S., Tran, T. M., Le, T. P. Q., et al. (2016). Impact of terrestrial runoff on organic matter, trophic state, and phytoplankton in a tropical, upland reservoir. *Aquat. Sci.* 78, 367–379. doi: 10.1007/s00027-015-0439-y
- Vivas, A., Moreno, B., Garcia-Rodriguez, S., and Benitez, E. (2009). Assessing the impact of composting and vermicomposting on bacterial community size and structure, and microbial functional diversity of an olive-mill waste. *Bioresour. Technol.* 100, 1319–1326. doi: 10.1016/j.biortech.2008.08.014
- Wang, Z., and Yang, S.-T. (2013). Propionic acid production in glycerol/glucose co-fermentation by *Propionibacterium freudenreichii* subsp. *shermanii*. *Bioresour. Technol.* 137, 116–123. doi: 10.1016/j.biortech.2013.03.012
- Wei, T., Wang, L., Li, Y., Zhuang, K., Lia, G., Zhang, J., et al. (2015a). Responses of microbial activity, abundance, and community in wheat soil after three years of heavy fertilization with manure-based compost and inorganic nitrogen. *Agric. Ecosyst. Environ.* 213, 219–227. doi: 10.1016/j.agee.2015.08.009
- Wei, T., Zhang, Z., Hu, X., Tian, R., Zhang, J., Xiao, X., et al. (2015b). Short-term changes in total heavy metal concentration and bacterial community composition after replicated and heavy application of pig manure-based compost in an organic vegetable production system. *Biol. Fertil. Soils* 51, 593–603. doi: 10.1007/s00374-015-1005-4
- Wohlfahrt, J., Colin, F., Assaghir, Z., and Bockstaller, C. (2010). Assessing the impact of the spatial arrangement of agricultural practices on pesticide runoff in small catchments: combining hydrological modeling and supervised learning. *Ecol. Indic.* 10, 826–839. doi: 10.1016/j.ecolind.2010.01.004
- World Reference Base (1998). *World Reference Base for Soil Resources*. Rome: FAO.
- Worrall, F., Davies, H., Bhogal, A., Lilly, A., Evans, M., Turner, K., et al. (2012). The flux of DOC from the UK - predicting the role of soils, land use and net watershed losses. *J. Hydrol.* 448, 149–160. doi: 10.1016/j.jhydrol.2012.04.053
- Yim, W. J., Kim, K. Y., Lee, Y. W., Sundaram, S. P., Lee, Y., and Sa, T. M. (2014). Real time expression of ACC oxidase and PR-protein genes mediated by *Methylobacterium* spp. in tomato plants challenged with *Xanthomonas campestris* pv. *vesicatoria*. *J. Plant Physiol.* 171, 1064–1075. doi: 10.1016/j.jplph.2014.03.009

Conflict of Interest Statement: The authors declare that the research was conducted in the absence of any commercial or financial relationships that could be construed as a potential conflict of interest.

Copyright © 2016 Le, Ho, Trinh, Trinh, Luu, Tran, Orange, Janeau, Merroune, Rochelle-Newall and Pommier. This is an open-access article distributed under the terms of the Creative Commons Attribution License (CC BY). The use, distribution or reproduction in other forums is permitted, provided the original author(s) or licensor are credited and that the original publication in this journal is cited, in accordance with accepted academic practice. No use, distribution or reproduction is permitted which does not comply with these terms.