

Long-term fluctuations of *Pelagia noctiluca* (Cnidaria, Scyphomedusa) in the western Mediterranean Sea. Prediction by climatic variables

JACQUELINE GOY,*† PIERRE MORAND†‡ and MICHÈLE ETIENNET†

(Received 9 March 1988; in revised form 21 September 1988; accepted 26 September 1988)

Abstract—The archives of the Station Zoologique at Villefranche-sur-Mer contain records of “years with *Pelagia noctiluca*” and “years without *Pelagia*”. These records, plus additional data, indicate that over the past 200 years (1785–1985) outbursts of *Pelagia* have occurred about every 12 years. Using a forecasting model, climatic variables, notably temperature, rainfall and atmospheric pressure, appear to predict “years with *Pelagia*”.

INTRODUCTION

POPULATION densities of marine planktonic species are known to fluctuate with time and place. Although at first annual variations monopolized the attention of biologists, interest currently is focused on longer term variations, generally within the context of hydrology and climatology: e.g. the Russell cycle (CUSHING and DICKSON, 1976), El Niño (QUINN *et al.*, 1978), and upwellings on the western coasts of continents (CUSHING, 1971).

We are concerned here with fluctuations in the population of the Scyphomedusa *Pelagia noctiluca* (Forsskål, 1775). *Pelagia noctiluca* can reach a diameter of 12 cm; with a carnivorous level. In contrast to the other Scyphomedusae, it completes its life-cycle without any fixed stage.

In the western Mediterranean Sea, the records of the Station Zoologique at Villefranche-sur-Mer (France), from 1898 to 1916 (GOY, 1984; MORAND and DALLOT, 1985) give evidence of the occurrence of “years with *Pelagia noctiluca*” and “years without *Pelagia*”. During the years with medusae, the *Pelagia* can be so abundant that the phenomenon is referred to as a “bloom”.

Many earlier authors have noted swarms of individuals, sometimes described as “a soup of medusae” (UNEP, 1984). During periods of bloom, swarms of individuals, pushed by winds and local currents, reach the coast and cause trouble to fisheries and tourism.

The sudden and local aspects of *Pelagia* infestations have led many specialists in Mediterranean marine biology (UNEP, 1984) to conclude that “presence-absence” characterizes the annual variation of this species. We used this behaviour to establish a pelagic biological series of binary nature, over a very long period. This series, dealing with one species and for more than two centuries, is a new approach to research in the

* Muséum National d'Histoire Naturelle, 43 rue Cuvier, 75231 Paris Cedex 05, France.

† Station Zoologique, 06230 Villefranche-sur-Mer, France.

‡ Unité INSERM de Recherches Biomathématiques et Biostatistiques, Université de Paris VII, 75231 Paris Cedex 05, France.



field of plankton studies. A temporal scale of the *Pelagia* bloom phenomenon was then correlated to climatic patterns. This type of analysis can reveal major oceanic and biological fluctuations in the western Mediterranean Sea, although on a less spectacular scale.

METHODS AND RESULTS

Chronological data of Pelagia noctiluca in the Mediterranean

In order to deduce a chronological record of the dates of observations and sites of collections of *Pelagia*, we first extract and then analyse 55 published data sources (Table 1) as well as collections from the British Museum (Natural History), the Musée Océanographique at Monaco, the Muséum National d'Histoire Naturelle in Paris, the archives of the Station Zoologique at Villefranche-sur-Mer and from various other sources, all listed in the Appendix.

Examining Table 1, three major points appear: (1) The *Pelagia* blooms have been noted for more than 200 years. (2) The groups of "years with *Pelagia*" seem to occur with a certain pattern of regularity. (3) During the blooms that have been described with the most accuracy (1908–1913 and 1982–1985), the entire western basin of the Mediterranean Sea seemed to be invaded at once. Thus we suggest that any observation of an occurrence, however isolated, may indicate a *Pelagia* bloom in the whole western basin. [We note that the Adriatic Sea seems to have been infested only five times during the past two centuries; that is the reason that it is excluded from our analysis. Perhaps its occurrence in the Adriatic does not have the same explanation (BENOVIC *et al.*, 1987).]

In order to obtain a single valid series for the whole western basin from Table 1, any single or multiple observation is taken to define a "year with *Pelagia*". On the other hand, years without recorded observations are considered to be either "years without *Pelagia*", if they fall during periods of regular monitoring and scientific observations by the Marine Stations at Naples and Villefranche, or as missing data if no observations were recorded. To minimize this latter problem in our statistical treatment, only data for the years 1875–1986 have been used.

Periodicity in the Pelagia series by the contingency periodogram method

The periodicity of "years with *Pelagia*" has been studied using the contingency periodogram method (LEGENDRE *et al.*, 1981), which allows for the existence of missing data. This data treatment, carried out for the 112 years between 1875 and 1986, with 93 data points (53 occurrences, 40 known absences and 19 cases of a lack of information) shows a periodicity (significant at the $P = 0.01$ level) of about 12 years, as well as harmonics at 24, 36 and 47 years and other secondary periodicity under the level of significance (Fig. 1).

Forecasting "Pelagia-years" by means of climatic variables

The most complete long-term meteorological series obtained from the Meteorological Observatory of Genoa in Italy (FLOCCHINI *et al.*, 1983) was selected for our analysis. The method used to build the forecasting model was conceived to reduce the number of estimated parameters required. The principal component analysis, based on 112 years of observations (1875–1986), was performed on a correlation matrix of 18 meteorological variables: temperature, log rainfall and atmospheric pressure, for six pairs of successive

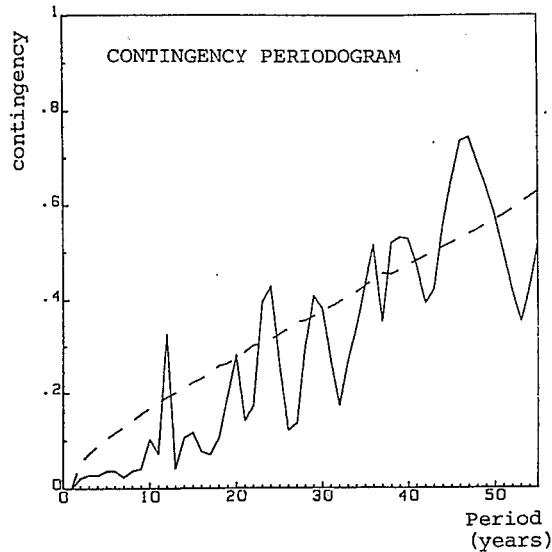


Fig. 1. Contingency periodogram calculated for the *Pelagia* series for 112 years (1875–1986), showing a periodicity of about 12 years in the western Mediterranean Sea (significant at the 1% level in broken line).

months. The first seven principal components were retained. The forecasting model was then used to attempt to correlate principal climatic components (as input) to the probability of occurrences of a “*Pelagia*-year” (as output). Three stages were needed to construct this forecasting model:

(1) A cubic polynomial distributed lag model (MALINVAUD, 1978) was used to describe the lag effects of each climatic component. This model provides a curve of various time-lag effects, which can include a combination of successive positive and negative effects. Assuming the time-lag effect curve and its first derivative both reach zero value for the (maximum lag + 1) h , a climatic component C lag effect at year t can be rewritten as

$$z(t) = a \left[\sum_{i=1}^h (i^3 - 3ih^2 + 2h^3)c_{t-i} \right] + b \left[\sum_{i=1}^h (h-i)^2 c_{t-i} \right], \quad (1)$$

where h , a and b remain the only three parameters to be estimated. This specification is far better than a simple regression when values from more than 3 years are taken into account.

(2) Lag effects of several climatic components are combined and added.

(3) Finally, combined lag effects act on the probability $P(t)$ of a “*Pelagia*-year” occurrence, by a logistic transformation characterized by a more or less marked threshold effect, controlled by an additional parameter b_0 :

$$P(t) = 1/1 + e \left[-b_0 - \sum_{j=1}^n z_j(t) \right], \quad (2)$$

where n climatic components are taken into account. [$Z(t)$ is described by equation (1).]

Table 1. Chronological data of *Pelagia noctiluca* in the western basin of the Mediterranean and the Adriatic Seas (the numbers correspond to the 55 mentions in the Appendix)

	Balearic Is.	Algeria	Toulon	Nice	Villefranche	Monaco	Genoa	Naples	Messine	Palermo	Adriatic Sea	Mediterranean		Balearic Is.	Algeria	Toulon	Nice	Villefranche	Monaco	Genoa	Naples	Messine	Palermo	Adriatic Sea	Mediterranean	
1775	1												1865													
1780													1866													
1785									2				1867													
1790													1868													
1830								3	4				1869													
1831													1870								11					
1832													1871													
1833													1872													
1834													1873													
1835													1874													
1836													1875								12					
1837													1876			13					12			13		
1838													1877							14	12, 15	16				
1839				5									1878													
1840													1879								17					
1841													1880													
1842		4							6				1881													
1843											7		1882									18				
1844													1883												4	
1845													1884													
1846													1885					20								
1847													1886													
1848													1887												4	
1849								8					1888								21					
1850													1889													
1851													1890								22					
1852									9				1891								23, 24					
1853									9				1892													
1854									10				1893													
1855													1894													
1856													1895											25		
1857													1896													
1858													1897													
1859													1898					26								
1860													1899					26								
1861													1900					26								
1862													1901					26					4			
1863													1902					26								
1864													1903					26					4			

1904				
1905				
1906				
1907				
1908		26		27 28
1909	29	26	30	28
1910		26		25 28
1911		26, 31		25
1912		26		
1913				15
1914				32
1915			33	
1916				
1917				
1918				
1919				
1920				
1921				
1922				
1923	34			
1924	36			
1925				
1926				
1927		38		
1928		39		
1929				
1930				
1931				
1932				
1933				
1934				
1935	t			
1936				
1937		t		
1938		t		
1939			40	
1940				
1941			40	
1942		t		
1943		t		
1944		t		

1945				t
1946				t
1947				t
1948				
1949				22
1950				
1951				
1952				
1953				
1954				
1955				
1956				
1957	44, 45	41, 42	43	46
1958		47	43	
1959		T48		
1960		49		
1961				
1962				
1963				
1964				
1965				
1966				
1967				
1968	50			
1969	51	52		
1970		52		
1971				
1972				
1973				
1974				
1975				
1976				
1977				53
1978				53
1979				53
1980				53
1981				53
1982		53	53	
1983	54	53		
1984	54	53		
1985		55		

Fifty-five publications and *t* = answers to inquiries.

Parameters were estimated by fitting the model (equation 2) to the *Pelagia*-year time series (1884–1986). This includes 88 cases of known data, the 15 missing ones simply being omitted. A preliminary least-squares estimation was obtained on the linear form of equation (2) (Cox, 1972), then final optimization was realized on the logistic form using the Berndt–Hall–Hall–Hausman iterative algorithm (GOURIEROUX, 1984) based on log-likelihood maximization.

A step-by-step upward procedure was used to choose and progressively introduce new climatic components into the model. At each step, the more active component was retained and its particular new contribution was tested by comparing the new log-likelihood criterion with the preceding one (ANDERSON, 1982). The procedure was stopped when the criterion increase was not significant (at the $P < 0.05$ level). This method retained a model based on four climatic components, corresponding to 12 (4×3) parameters added to the threshold parameter b_0 .

Figure 2 shows the “years with *Pelagia*” and their probability of occurrence as predicted by the model. The long-term probability fluctuations are seen to agree well with recorded observations of *Pelagia*, except for the 1935–1941 period where the model fails completely to predict the occurrence of the medusae.

The quality of the model was evaluated by the log-likelihood ratio:

$$2\ln(M_f/M_0),$$

where $\ln(M_f)$ is the log-likelihood finally obtained ($= -42.2$) and $\ln(M_0)$ the log-likelihood of the null hypothesis ($= -60.6$), computed as in ANDERSON (1982). The value obtained ($= 36.8$) is significant at the $P < 0.001$ level in the chi-square distribution, with 12 degrees of freedom. However, we recognize that such a level of significance must be accepted with caution, because the successive data in the *Pelagia* time-series are obviously not independent.

From the 12 above-estimated parameters, the coefficients directly applied to original meteorological variables can be reconstituted, since we know the weights of these in principal components. This type of computation yields a great number of non-independent coefficients, represented by the figure for six pairs of months during the eight preceding years, for each type of climatic variable (Fig. 3). (Further details on the model will be described in a future publication.)

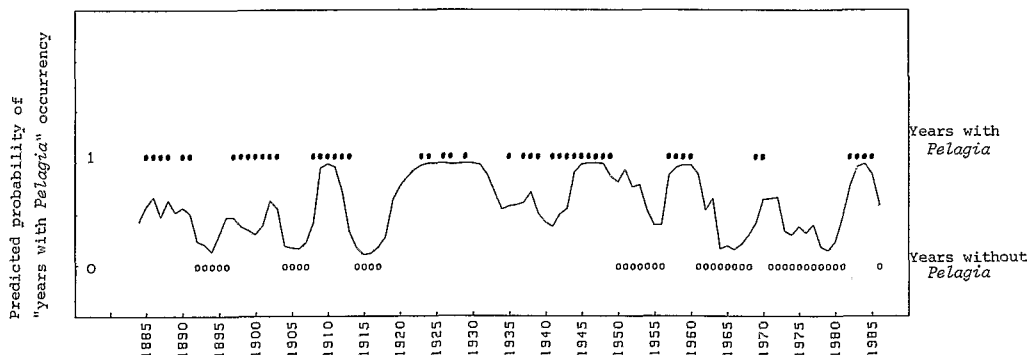


Fig. 2. *Pelagia*-years 1885–1986 (solid circles indicate years with *Pelagia*, open circles indicate years known to be without *Pelagia*) and the predicted probability of their occurrence as estimated by the model (solid line).

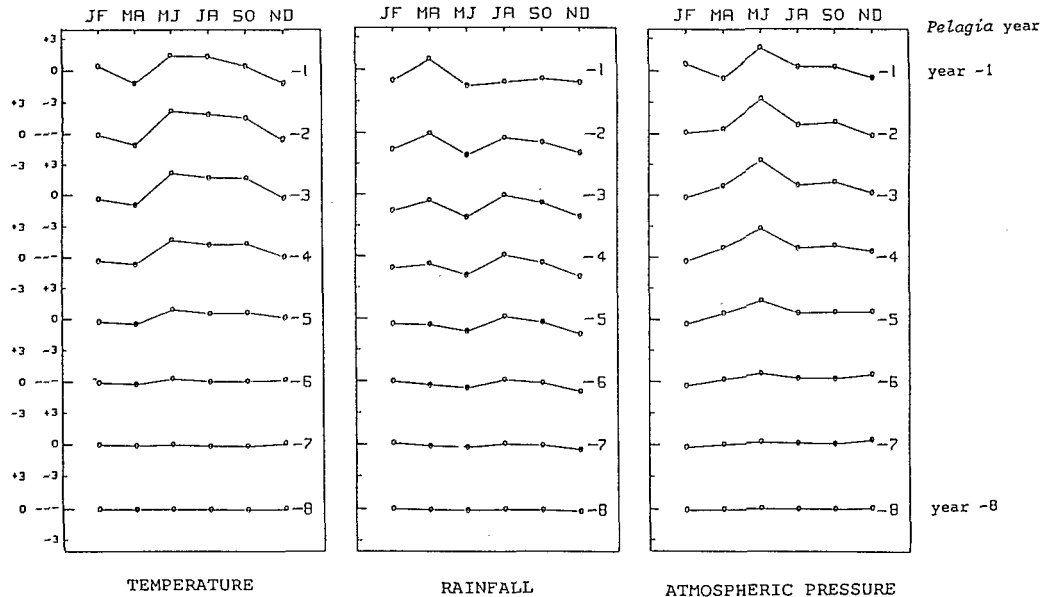


Fig. 3. Relative weight (as a percentage of the sum of the absolute values of weights in the model) applied to the different variables: temperature, rainfall and atmospheric pressure, for the eight years taken into account in the forecast, since a value of eight has been estimated for the lag parameter by the iterative fitting procedure based on log-likelihood maximization.

DISCUSSION

A basis for discussion of the model in physical terms is provided in Fig. 3. A general lack of rainfall, associated with high temperature and atmospheric pressure from May to August, appears to be the best predictor of a *Pelagia*-year occurrence. These combined anomalies can be interpreted in the Mediterranean climatic area as an excess of anticyclonic meteorological situations (high pressure), mainly during the late spring-early summer. Several different hypotheses may be drawn from this result:

(1) First, it is of some interest to note that the reproductive period of *Pelagia noctiluca* in the Mediterranean Sea corresponds to the May–November season (UNEP, 1984). Fine weather during this period no doubt has a favourable effect on reproduction, either by decreasing larval mortality caused by vertical mixing or by some unknown intermediate trophic processes such as an increase in microzooplankton production, the major food at the ephyrae larval stage.

(2) However, the lag effects estimated for a considerable period, for all three meteorological variables—temperature, rainfall and atmospheric pressure—(Fig. 3), make a very indirect link more likely, due to an impact of the climate on the western Mediterranean hydrodynamics in general. Indeed, BETHOUX and PRIEUR (1983) showed that large-scale superficial circulation in the Mediterranean Sea is controlled by regional water inflow. Moreover, it is known that certain pelagic physical structures, such as an oceanic front, often are associated with circulation (BOUCHER *et al.*, 1987). Hence, a longer causal chain possibly exists, correlating climate to oceanic circulation, physical

structure, pelagic production and, finally, the appearance and maintenance of a *Pelagia* population.

This discussion, however, should not be considered as a definitive causal explanation, owing to the atmospheric nature of explicative variables and the structure of the model. Nevertheless there is a logistic transformation (which provides a realistic threshold effect) though it does not take into account the autocorrelative structure of the *Pelagia* time series and so neglects ecological stability. Unfortunately, the relatively small amount of "real" information (eight periods with *Pelagia* separated by seven periods without *Pelagia*) prevented the construction of a greater and more sophisticated model.

The above results, combined with other recent studies (MORAND and DALLOT, 1985; LAVAL et al., 1989), indicate that certain major components of the Mediterranean pelagic ecosystem exhibit relatively regular pluriannual fluctuations (the appearance-extinction cycles), compared with some other species at the same trophic level, for example, herbivorous salps could alternate with appendicularians and carnivorous *P. noctiluca* with ctenophores. On a large spatial scale, the fluctuations of *P. noctiluca* could be correlated, at least partly, to certain climatic patterns. Further verification of causal events for these faunal fluctuations awaits future investigation of other inter- and pluriannual physical and biological events occurring in the Mediterranean, this supposedly well-known sea.

Acknowledgements—This study received financial support from the Ministry of Environment, the UNEP MED-POL Programme and the ERA Ecology of Marine Plankton, and also benefited from the assistance of the Central Library of the Muséum National d'Histoire Naturelle, Paris; Mary Delahaye, Institut Océanographique, helped in the translation.

REFERENCES

- ANDERSON J. A. (1982) Logistic discrimination. In: *Handbook of statistics*, Vol. 2, P. R. KRISHNAIAH and L. N. KANAL, editors, pp. 169–191.
- BENOVIC A., D. JUSTIC and A. BENDER (1987) Enigmatic changes in the hydromedusan fauna of the northern Adriatic Sea. *Nature*, **326**, 597–600.
- BETHOUX J. P. and L. PRIEUR (1983) Hydrologie et circulation en Méditerranée nord-occidentale. *Pétrole et Technique*, **299**, 25–34.
- BOUCHER J., F. IBANEZ and L. PRIEUR (1987) Daily and seasonal variations in the spatial distribution of zooplankton populations in relation to the physical structure in the Ligurian Sea. *Journal of Marine Research*, **45**, 133–173.
- COX D. R. (1972) *Analyse de données binaires*, Dunod Editeur, Paris, 122 pp.
- CUSHING D. H. (1971) Upwelling and the production of fish. In: *Advances in marine biology*, Vol. 9, S. F. RUSSELL and S. M. YOUNG, editors, Academic Press, New York, pp. 255–334.
- CUSHING D. H. and R. R. DICKSON (1976) The biological response in the sea to climatic changes. In: *Advances in marine biology*, Vol. 14, S. F. RUSSELL and S. M. YOUNG, editors, Academic Press, New York, pp. 1–122.
- FLOCCHINI G., C. PALAN, I. REPETTO and M. P. ROGANTIN (1983) I dati barometrici della serie storica (1833–1981) di Genova. Consiglio nazionale delle Ricerche, 463 pp.
- GOURIEROUX C. (1984) *Econométrie des variables qualitatives*. Collection Economie et Statistiques avancées, Economica, Paris, 356 pp.
- GOY J. (1984) Fluctuations climatiques de la Scyphoméduse *Pelagia noctiluca* (Forsskål, 1775). *Comptes rendus hebdomadaires des Séances de l'Académie des Sciences, Paris*, **299**, Série 3, 507–510.
- LAVAL P., J. C. BRACONNOT, C. CARRE, J. GOY, C. E. MILLS and P. MORAND (1989) Small scale distribution of macroplankton in the Ligurian Sea observed from the submersible Cyana. *Journal of Plankton Research*, in press.
- LEGENDRE L., M. FRECHETTE and P. LEGENDRE (1981) The contingency periodogram: a method of identifying rhythms in series of non-metric ecological data. *Journal of Ecology*, **69**, 965–980.

- MALINVAUD E. (1978) *Méthodes statistiques de l'Econométrie*. Dunod, Paris, 846 pp.
- MORAND P. and S. DALLOT (1985) Variations annuelles de quelques espèces du macroplankton côtier de la mer Ligure (1898-1914). *Rapports et Procès-verbaux des Réunions de la Commission Internationale pour l'Exploration Scientifique de la Mer Méditerranée*, **29**, 295-297.
- QUINN W. H., D. O. ZOFF, K. S. SHORT and R. T. W. KUO YANG (1978) Historical trends and statistics of the Southern Oscillation, El Niño, and Indonesian droughts. *Fisheries Bulletin*, **76**, 663-678.
- UNEP (1984) Workshop on jellyfish blooms in the Mediterranean. United Nations Environment Programme editor, Athens, 221 pp.

APPENDIX

Chronological list of mentions of *Pelagia noctiluca* for Table 1.

1. FORSSKÅL P. (1775) Medusae. In: *Descriptiones Animalium, avium, amphibiorum, piscium, insectorum, vermium*. Post mortem auctoris edidit Carsten Niebuhr. Hauniae, Vol. 1, pp. 106-111.
2. SPALLANZANI L. (1799) Méduses phosphoriques observées dans le détroit de Messine. Voyages dans les deux Siciles et dans quelques parties des Apennins. Traduction française par G. Toscan, Paris, Vol. 1, pp. 1-37, Vol. 4, pp. 137-171.
3. DELLE CHIAJE S. (1829) Memorie sulla storia e notomia degli animali senza vertebre del regno di Napoli. Napoli, Vol. 4, 207 pp., Tav 66 (Figs 1, 10).
4. Collections of the Muséum National d'Histoire Naturelle, Paris.
5. WAGNER R. (1839) Observations on the generative system of some of the lower animals presented by Professor Owen. *Proceedings of the Zoological Society, London*, **9**, 177-178.
6. KOELLIKER A. (1843) Ueber die Rankkörper der Quallen, Polypen und Strahlthiere. *Froriep. Notizen aus dem Gebiete de Natur- und Heilkunde*, **25**, 82-84.
7. WILL J. G. F. (1844) Horae tergestinae oder Beschreibung und Anatomie der im Herbste 1843 bei Triest beobachteten Akalephen, Leipzig, Vol. 1, pp. 1-86.
8. KOELLIKER A. (1849) Zwei neue Distomen, *Distoma pelagiae* nov. spec. und *Distoma okenii* nov. spec. Berichte von der Königlichen zootomischen Anstalt zu Würzburg. Zweiter Bericht für das Schuljahr 1847-1848, Leipzig, VII, pp. 53-57.
9. GEGENBAUR C. (1857) Versuch eines Systemes der Medusen, mit Beschreibung neuer oder wenig gekannter Formen; Zugleich ein Beitrag zur Kenntniss der Fauna des Mittelmeeres. *Zeitschrift für Wissenschaftliche Zoologie*, **8**, 202-273.
10. KROHN A. (1855) Ueber die frühesten Entwicklungsstufen der *Pelagia noctiluca*. *Archiv für Anatomie, Physiologie und Wissenschaftliche Medicin*, 491-497, Pl. XX.
11. PANCERI M. (1872) Etudes sur la phosphorescence des animaux marins. Traduction d'un Mémoire sur la phosphorescence. *Annales de Sciences Naturelles*, 5^e série, *Zoologie et Paléontologie*, **16**, 1-67.
12. SCHMIDTLEIN R. (1879) Vergleichende Uebersicht über das Erscheinen grösserer pelagischer Thiere während der Jahre 1875-1877. *Mittheilungen aus der Zoologischen Station zu Neapel*, **1**, 119-123.
13. CLAUS C. (1878) Studien über Polypen und Quallen der Adria. *Denkschriften der Kaiserlichen Akademie der Wissenschaften Mathematisch-Naturwissenschaftliche Classe, Wien*, **38**, 1-64.
14. EIMER T. (1877) Ueber Künstliche Theilbarkeit und über das Nervensystem der Medusen. *Archiv für Mikroskopische Anatomie*, **14**, 394-408.
15. STIASNY G. (1919) Die Scyphomedusen-Sammlung des Naturhistorischen Reichsmuseums in Leiden. II Stauomedusae, Coronatae, Semaestomeae. *Zoologische Mededeelingen, Leiden*, **5**, 66-99.
16. HERTWIG O. und R. HERTWIG (1878) *Das Nervensystem und die Sinnesorgane der Medusen*, F. C. W. VOGEL, editor, Leipzig, 186 pp., 10 Plates.
17. SCHMIDTLEIN R. (1881) Vergleichende Übersicht über das Erscheinen grösserer pelagischer Thiere während des Jahres 1879. *Mittheilungen aus der Zoologischen Station zu Neapel*, **2**, 162-165.
18. METSCHNIKOFF E. (1886) *Embryologische Studien an Medusen. Ein Beitrag zur Genealogie der Primitivorgane*, A. HÖLDER, editor, Wien, 159 pp.
19. RANSON G. (1945) Les Scyphoméduses de la collection du Muséum National d'Histoire Naturelle de Paris. II Catalogue raisonné; origine des récoltes. *Bulletin du Muséum National d'Histoire Naturelle, Paris*, 2^e série, **17**, 312-320.
20. *Journal de Monaco* (1885) 28^e année, 1^{er} septembre, 1-2.
21. LO BIANCO S. (1888) Notizie biologiche riguardanti specialmente il periodo di maturita sessuale degli animali del Golfo di Napoli. *Mittheilungen aus der Zoologischen Station zu Neapel*, **8**, 385-440.
22. Collections of the British Museum (Natural History), London.
23. GOETTE A. (1893) Vergleichende Entwicklungsgeschichte von *Pelagia noctiluca* Pér. *Zeitschrift für Wissenschaftliche Zoologie, Leipzig*, **55**, 645-712.
24. SCHNEIDER K. C. (1892) Einige histologische Befunde an Coelenteraten. *Jenaische Zeitschrift für Naturwissenschaft*, **27**, 379-462.

25. BABIC K. (1914) Planktonicki celenterati iz Jadranskoga mora. *Izvjescia o raspravama matematicko-prirodoslovnoga razreda, Zagreb*, 1, 99–106.
26. GOY J. (1984) Fluctuations climatiques de la scyphoméduse *Pelagia noctiluca* (Forsskål, 1775). *Comptes Rendus des Séances Hebdomadaires de l'Académie des Sciences, Paris*, 299, Série 3, 507–510.
27. HADZI J. (1909) Rückgängig gemachte Entwicklung einer Scyphomedusen. *Zoologischer Anzeiger*, 34, 94–100.
28. KRAMP P. L. (1924) Medusae. *Report of the Danish Oceanographical Expedition 1908–1910 in Mediterranean and Adjacent Seas*, Vol. 2, Biology, pp. 1–67.
29. SCHAXEL J. VON (1910a) Die Oogenese von *Pelagia noctiluca* Pér. et Less. mit besonderer Berücksichtigung der Chromidien und Nucleolen. *Zoologischer Anzeiger*, 35, 407–416.
30. SCHAXEL J. VON (1910b) Die Eibildung des Meduse *Pelagia noctiluca* Pér. et Les. *Festschrift zum Sechzigsten Geburtstag R. Hertwigs*, 1, 167–212.
31. KRASINSKA S. (1912) Beiträge zur Histologie der Medusen. *Zoologischer Anzeiger*, 40, 382–396.
32. STIASNY G. (1914) Zwei neue Pelagien aus der Adria. *Zoologischer Anzeiger*, 44, 529–533.
33. WEILL R. (1934) Contribution à l'étude des Cnidaires et de leurs nématocystes. II Valeur taxonomique du Cnidôme. *Travaux de la Station Zoologique de Wimereux*, 11, 349–701.
34. RANSON G. (1925a) Méduses du plankton recueilli par la Tanche pendant sa première croisière de 1923. *Bulletin du Muséum National d'Histoire Naturelle, Paris*, 31, 88–92.
35. HEYMANS C. and A. R. MOORE (1923) Actions des ions sur la luminescence et les pulsations de *Pelagia noctiluca*. *Comptes Rendus Hebdomadaires des Séances et Mémoires de la Société de Biologie et de ses filiales, Paris*, 89, 430–432.
36. RANSON G. (1925b) Quelques observations sur le Plankton et liste des Méduses recueillies par la Tanche pendant sa croisière de 1924. *Bulletin du Muséum National d'Histoire Naturelle, Paris*, 32, 379–382.
37. RANSON G. (1936) Méduses provenant des Campagnes du Prince Albert 1^{er} de Monaco. *Résultats des Campagnes Scientifiques Accomplies sur son Yacht par Albert 1^{er}*, 92, 1–248.
38. HYKES O. V. (1928) Contribution à la physiologie de la luminescence et de la motilité des Coelentérés. (Comptes Rendus des Séances du 30 juin 1927 de la Société tchécoslovaque de Biologie). *Comptes Rendus Hebdomadaires des Séances et Mémoires de la Société de Biologie et de ses Filiales, Paris*, 98, 259–261.
39. STIASNY G. (1930) Die Scyphomedusen—Sammlung des "Musée Royal d'Histoire Naturelle de Belgique" in Brüssel. *Mémoires du Musée Royal d'Histoire Naturelle de Belgique*, 42, 1–32.
40. SKRAMLIK E. VON (1945) Beobachtungen an Medusen. *Zoologische Jahrbücher*, 61, 296–336.
41. BOUILLON J. and G. VANDERMEERSSCHE (1957) Structure et nature de la mésoglée des Hydres et des Scyphomédues. *Annales de la Société Royale de Belgique*, 87, 9–25.
42. TREGOUBOFF G. (1958) Prospection biologique sous-marine dans la région de Villefranche-sur-Mer au cours de l'année 1957. I Plongées en bathyscaphe. *Bulletin de l'Institut Océanographique, Monaco*, 1117, 1–37.
43. BOTTINO E. C. (1970) Contributo alla conoscenza del Macroplankton del Mar Ligure (Sifonofori, Meduse, Ctenofori). *Doriana*, 4, 1–7.
44. PERES J. M. (1958) Trois plongées dans le canyon du Cap Sicié, effectuées avec le bathyscaphe F.N.R.S. III de la Marine Nationale. *Bulletin de l'Institut Océanographique, Monaco*, 1115, 1–21.
45. BERNARD F. (1958) Plankton et benthos observés durant trois plongées en bathyscaphe au large de Toulon. *Annales de l'Institut Océanographique, Paris*, 35, 287–326.
46. HORRIDGE G. A. (1959) The nerves and muscles of medusae. VI The rhythm. *Journal of Experimental Biology*, 36, 72–91.
47. CHAPMAN G. (1959) The mesogloea of *Pelagia noctiluca*. *Quarterly Journal of Microscopical Science*, 100, 599–610.
48. TREGOUBOFF G. (1959) Prospection biologique sous-marine dans la région de Villefranche-sur-Mer en mars 1959. *Bulletin de l'Institut Océanographique, Monaco*, 1156, 1–18.
49. DENTON E. J. and T. I. SHAW (1962) The buoyancy of gelatinous marine animals. *Journal of Physiology*, 161, 14P–15P.
50. FRANQUEVILLE C. (1971) Macroplankton profond (Invertébrés) de la Méditerranée nord-occidentale. *Tethys*, 3, 11–56.
51. FRANQUEVILLE C. (1970) Etude comparative du macroplankton en Méditerranée nord-occidentale par plongées en soucoupe SP 350, et pêches au chalut pélagique. *Marine Biology*, 5, 172–179.
52. LAVAL P. (1980) Hyperiid Amphipods as Crustacean parasitoids associated with gelatinous plankton. In: *Oceanography and marine biology. Annual review*, Vol. 18, H. BARNES, editor, George Allen and Unwin, London, pp. 11–56.
53. UNEP (1984) *Workshop on jellyfish blooms in the Mediterranean*. United Nations Environment Programme editor, Athens, 221 pp.

-
54. MASO M. and A. CASTELLON (1985) The vertical distribution of fish eggs and larvae and *Pelagia noctiluca* obtained in a cycle of 24 hours. *Rapports et Procès-verbaux des Réunions de la Commission Internationale pour l'Exploration Scientifique de la Mer Méditerranée*, **29**, 185-188.
 55. MORAND P., C. CARRE and D. BIGGS (1987) Feeding and metabolism of the jellyfish *Pelagia noctiluca* (Scyphomedusae, Semaestomae). *Journal of Plankton Research*, **9**, 651-665.

