




Review

Prototyping a Knowledge-Based System to Identify Botanical Extracts for Plant Health in Sub-Saharan Africa

Pierre J. Silvie ^{1,2,3,*} , Pierre Martin ^{2,3} , Marianne Huchard ⁴ , Priscilla Keip ^{2,3}, Alain Gutierrez ⁴ and Samira Sarter ^{5,6}

¹ PHIM Plant Health Institute, Montpellier University, IRD, CIRAD, INRAE, Institut Agro, F-34398 Montpellier, France

² CIRAD, UPR AIDA, F-34398 Montpellier, France; pierre.martin@cirad.fr (P.M.); priscilla.keip@cirad.fr (P.K.)

³ AIDA, Montpellier University, CIRAD, F-34398 Montpellier, France

⁴ LIRMM, Montpellier University, CNRS, F-34095 Montpellier, France; marianne.huchard@lirmm.fr (M.H.); alain.gutierrez@lirmm.fr (A.G.)

⁵ CIRAD, UMR ISEM, F-34398 Montpellier, France; samira.sarter@cirad.fr

⁶ ISEM, Montpellier University, CNRS, EPHE, IRD, F-34398 Montpellier, France

* Correspondence: pierre.silvie@cirad.fr

Abstract: Replacing synthetic pesticides and antimicrobials with plant-based extracts is a current alternative adopted by traditional and family farmers and many organic farming pioneers. A range of natural extracts are already being marketed for agricultural use, but many other plants are prepared and used empirically. A further range of plant species that could be effective in protecting different crops against pests and diseases in Africa could be culled from the large volume of knowledge available in the scientific literature. To meet this challenge, data on plant uses have been compiled in a knowledge base and a software prototype was developed to navigate this trove of information. The present paper introduces this so-called *Knomana* Knowledge-Based System, while providing outputs related to *Spodoptera frugiperda* and *Tuta absoluta*, two invasive insect species in Africa. In early October 2020, the knowledge base hosted data obtained from 342 documents. From these articles, 11,816 uses—experimental or applied by farmers—were identified in the plant health field. In total, 384 crop pest species are currently reported in the knowledge base, in addition to 1547 botanical species used for crop protection. Future prospects for applying this interdisciplinary output to applications under the One Health approach are presented.

Keywords: biopesticides; plant-based products; pesticidal plants; essential oils; crop protection; IPM; natural substances; knowledge management



Citation: Silvie, P.J.; Martin, P.; Huchard, M.; Keip, P.; Gutierrez, A.; Sarter, S. Prototyping a Knowledge-Based System to Identify Botanical Extracts for Plant Health in Sub-Saharan Africa. *Plants* **2021**, *10*, 896. <https://doi.org/10.3390/plants10050896>

Academic Editors: Kirstin Wurms and Sotiris Tjamos

Received: 25 March 2021

Accepted: 27 April 2021

Published: 29 April 2021

Publisher's Note: MDPI stays neutral with regard to jurisdictional claims in published maps and institutional affiliations.



Copyright: © 2021 by the authors. Licensee MDPI, Basel, Switzerland. This article is an open access article distributed under the terms and conditions of the Creative Commons Attribution (CC BY) license (<https://creativecommons.org/licenses/by/4.0/>).

1. Introduction

Crop production is hampered by the action of various organisms: competing plants, vertebrate pests (birds and mammals, including rodents), invertebrates (insects, mites, mollusks, nematodes) and diseases (fungi, viruses, bacteria, phytoplasma), some of which can be vectored by insects. These antagonistic organisms can develop on plants in the field, in greenhouses or postharvest, as well as on seeds or other stored food commodities.

Crop damage in the sub-Saharan region of Africa is caused by indigenous organisms or invasive exotic species [1]. *Helicoverpa armigera* (Hübner) (Lepidoptera: Noctuidae) is an indigenous species known to be a major cotton pest. Otherwise, the exotic species *Tuta absoluta* (Meyrick) (Lepidoptera: Gelechiidae) and *Spodoptera frugiperda* (J.E. Smith) (Lepidoptera: Noctuidae) are major pests of tomatoes and maize crops, respectively [2–4].

The use of synthetic pesticides (insecticides, acaricides, fungicides, nematicides, rodenticides, molluscicides) has also led to direct pest reductions, in turn reducing quantitative and qualitative crop yield losses. The compounds used in Africa are often formulated

in commercial products manufactured abroad. This leads to high import and procurement costs for farmers with low purchasing power, particularly for farmers in landlocked countries without direct access to ports [5].

The impacts of major crop treatments on human health [6–8] and the environment (water pollution, reduction of pollinators, elimination of natural enemies of pests) are now increasingly well documented in sub-Saharan Africa [9], and in the tropics overall [10].

The loss of efficacy against target organisms through the inadvertent selection of pesticide-resistant individuals is another impact demonstrated in Africa [11,12] and globally, for example, neonicotinoid pesticides [13]. Resistance development renders these products ineffective, thereby forcing farmers to substitute them for other compounds with different modes of action.

The constraints and impacts associated with chemical pesticide usage have led to the development of strategies to reduce reliance on these substances. The integrated pest management (IPM) concept—now a paradigm—has been supported for over 60 years [14], yet with identified obstacles that hamper its adoption and widespread use [15,16]. More recently, the implementation of a variety of so-called agroecological practices has been recommended [17–19]. The biocontrol concept, for instance, promotes the use of four categories of biocontrol products, including natural substances. The adoption of other concepts or practices such as ecological engineering or agroecological engineering, habitat management, agroforestry and increased plant diversity, is highly recommended in suitable settings [20–22]. These practices are, however, complex to implement because they involve all actors in a given sector and area, whereas farmers are not always the landowners.

Use of plants or their extracts (aqueous, essential oils) is a conventional human health practice to ensure protection against harmful parasites or pathogens or alleviate the symptoms of various diseases [23], and in public health, to repel or eliminate vectors of organisms responsible for human diseases such as malaria [24–26]. There are also plant applications in the animal health field for terrestrial [27,28] or aquatic [29,30] farming, to directly control harmful organisms, enhance nutrition and thus the general health of animals and their disease resistance, while also curbing antibiotic usage.

This study focused specifically on the crop protection domain. Indeed, the use of plants to protect other plants is a practice regularly mentioned by farmers in surveys seeking to highlight their innovations [31–34] for either plants grown in the field or stored postharvest. Seeds are also protected in this way against soil pathogens. This crop protection strategy corresponds to the ‘substitution’ stage in the agroecological transition of food systems under the concept described by several authors [35–37].

Two types of substitution products can be used in this approach: substance formulations that are studied and certified like synthetic pesticides, or home-made preparations produced shortly before use.

1.1. Marketed Formulations

In industrialized countries, there are regulations and resources that in principle enable stakeholders to carry out all bioassays necessary for the certification of formulated products. Insufficient studies are however sometimes reported [38]. In the tests, impact assessments are carried out, including analyses of the effectiveness of the substance or formulation against target organisms, and measurement of unwanted effects against various categories of organisms (aquatic, terrestrial), including humans. In the public health field, essential oils are commonly used as repellents against adult mosquitoes [39]. There are also some examples, in the agriculture field, of products formulated and distributed on a commercial scale [40–42]. Natural pyrethrum extracts and neem-based formulations—respectively derived from cultivated *Tanacetum cinerariifolium* (Asteraceae) and *Azadirachta indica* (Meliaceae) plants—are widely used on different continents, despite certain identified shortcomings in terms of negative impacts or marketing [43–46].

1.2. Extemporaneous Preparations

The use of botanical extracts prepared immediately prior to their application to field crops is the second plant-based method often adopted by organic farmers [47,48]. Conventional plant-based protection of seeds and stored foods is also common practice [49,50].

Books or the proceedings of numerous meetings report various uses of plants for the protection of other plants [51–54]. Manuals are available for the preparation of these extracts in most countries worldwide [55–57]. The expertise outlined in these manuals may come from the collection of traditional knowledge [58,59]. The identification of plant species considered to be of interest for crop protection against pests and diseases is often based on properties observed in traditional medicine [60,61].

Historically, the advantages and limitations associated with the use of plants or their extracts have been widely described by authors from various continents in different media, ranging from journal articles to full-fledged books on the topic [62–78], particularly on essential oils [79–87]. Some problems are associated with non-commercial extracts, for example, the lack of regulations to provide for consistent preparation, quality control, efficacy testing, multiplication and conservation of plant species, unintended effects on non-target organisms.

Further knowledge has been acquired by the University of Greenwich and Kew Royal Botanic Gardens in two projects carried out in Africa: the Southern African Pesticidal Project (SAPP), as well as two EU-funded projects, i.e., African Dryland Alliance for Pesticidal Plant Technologies (ADAPPT) [88] and Optimising Pesticidal Plants: Technology Innovation, Outreach and Networks (OPTIONS) [89], carried out from 2009 to 2013. These projects paved the way for the different studies needed to enhance plant extract use while also stressing the need to preserve the diversity of traditionally collected plants [57,90].

Despite the plethora of studies published on the use of plants against all kinds of pests, it is still unclear why so few formulated products are available today, especially in Africa. The hypothesis we put forward in this article is that knowledge on these plant uses is relatively inaccessible and insufficiently disseminated to the various concerned actors: farmers, extension workers, NGO consultants, researchers, private entrepreneurs (processors), regulatory bodies and decision-makers. To fill this gap, a Knowledge-Based System (KBS) (e.g., [91]) for decision support, i.e., *Knomana* (short for knowledge management), has been developed to provide access to this knowledge for users.

Knomana aims to organize knowledge on the different uses of plants and their extracts so as to facilitate their implementation by the mentioned actors who have different research/application needs.

This paper presents the KBS structure, outlines the recorded knowledge on crop protection, and introduces a software prototype developed to mine this knowledge. Finally, it discusses the potential for its development to benefit other health domains, such as animal health, aquaculture, public health and environmental health, in line with the pluridisciplinarity advocated under the One Health approach [92].

2. Materials and Methods

A project—funded by the Institut national de recherche pour l’agriculture, l’alimentation et l’environnement (INRAE) and the Centre de coopération internationale en recherche agronomique pour le développement (CIRAD) Transitions to Global Food Security (Glo-FoodS) Metaprogramme—was launched in 2017–2018 with the aim of developing KBS *Knomana*. It gave rise to the first stage of partnership building, notably in Cameroon and Burkina Faso, a literature search and the first data input [93]. It has also led to a collaboration with the Montpellier Laboratory of Computer Science, Robotics and Micro-electronics (LIRMM) and the Institute of Evolutionary Science of Montpellier (ISEM) joint research unit.

The KBS is composed of three elements:

- The knowledge base (KB) presented in Section 2.1;
- The Conceptual Harvester (CH), which contains a set of methods to navigate and explore KB, as presented in Section 2.2;
- A reference library, which is implemented using Zotero software and contains all of the documents from which the data compiled in KB were extracted.

2.1. Description of the Knowledge Base (KB)

KB stores all KBS data. In a first step, for practical reasons, it has been implemented in Microsoft Excel[®] as this software is readily available. KB currently comprises two types of dataset, i.e., ones that contain the collected data such as plant use descriptions or biopesticide formulations, and others that contain the dictionaries. The latter contain all information input in the observed data tabs, with each having an associated accepted value so as to standardize their value before data analysis. This standardization includes typing error correction (e.g., misspelled country names), as well as management of synonymous species names. In KB, the accepted name of a species corresponds to the accepted name provided by the Plants of the World Online website (www.plantsoftheworld.org, accessed on 1 March 2021) for plants and the Catalogue of Life website (www.catalogueoflife.org, accessed on 1 March 2021) for most pests. Additional information is associated with the standardized value of an entry, such as the categorization for each of the Linnaean taxonomy ranks for the accepted species name, or the continent for a country.

2.1.1. Data Origin

The literature search began with a survey of published articles regarding research in French-speaking sub-Saharan African countries via the informal French-speaking *Plantes Pesticides d'Afrique* (PPAf) network that was set up in 2015 in 14 countries (Benin, Burkina Faso, Cameroon, Central African Republic, Côte d'Ivoire, Democratic Republic of the Congo, Equatorial Guinea, Madagascar, Mali, Mauritania, Niger, Nigeria, Senegal and Togo). Their feedback also led to the retrieval of other publications. This first literature survey helped spot references not reported in conventional reference databases. A complementary search in reference databases such as the Web of Science was conducted with the keywords 'pesticidal plants' and 'Africa'. A focused approach was taken by targeting special topics, such as plants grown, particularly in organic farming, plants requiring protection (cabbage, cocoa, cotton) or domain (stored foods, e.g., [94,95]) or by targeting particular pests, such as the invasive alien insect species *Spodoptera frugiperda* and *Tuta absoluta*.

As the volume of references was substantial, not all articles or article reviews have been entered yet. A reference management software (Zotero) pools the analyzed articles in pdf format. An operating license granted to the contributors ensures the protection of these data. The literature search has also begun on a broader geographical scale, including other continents, mainly through the reading of reviews (e.g., [96,97]). All data included in the articles have been manually logged.

2.1.2. Structure of the Microsoft[®] Excel File

In the observed data category, data are organized as a double entry table, i.e., a data type per column and a dataset per row. Each datum is entered as it is presented in the literature to prevent any typing errors or misinterpretation. Any entry adjustment is solved later, using the associated dictionary before analysis.

Latin names of the plant species are placed in rows in the first column, as presented in the queried literature. The following columns contain the attributes associated with each row, information from bibliographical consultations and the definition in relation to the consultation chronology. Additional attributes/columns can thus be added on the right side of the matrix. When compounds of botanical origin are used without a record of the source host plant of the extraction, 'not determined' is indicated in the first column.

Columns related to plant species used for crop protection include the vernacular name in the language indicated in another column. The botanical family and different organs of the plant used are also listed, as well as the active ingredient extraction method (or the commercial name if it is a ready-made commercial formulation) and the usage form (e.g., powder, oil, essential oil). One column indicates whether a biochemical analysis was carried out and, if so, additional columns detail the chemical identification techniques used (e.g., GC/MS), along with the major chemical compounds reported in the article. One column is devoted to the active ingredients used alone. When using bioguidance, the biological tests are often carried out on a fraction of an extract or a single molecule.

The same applies to the geographical origins of the plants, which are detailed if this information is available, in order to take potential chemotypes into account. One column then refers to the country from which the plant originates, even if it has been tested in another country, another column concerns the region or a different geographical entity and a final column refers to the sampling site.

Organisms are specified by their Latin name or the common name indicated in the article. Dictionaries can be helpful for specifying these terms. One column specifies the field of application (field protection, seeds, stored foods). These two columns thus define the 'protected system'. The next three columns specify some characteristics of the organisms targeted by the plants used, the type of organism (insect, mite, pathogen), its Latin name and the targeted development stage (larva, adult). When the tests involved natural enemies, especially beneficial insects such as predators or parasitoids, their names are also listed in these columns. Two groups of columns then describe the application procedures, including laboratory bioassays and field experiments. In the case of laboratory tests, it is specified whether the extract is used alone or combined with other components, the application method is indicated in another column (e.g., contact, ingestion, leaf application, inhalation, imbibition), while the applied dose is given in the unit reported in the article. For extracts applied in the field, the columns indicate whether the extract is used alone or in combination, the usage form (powder, liquid, mixture, emulsion, etc.), the type of preparation (extemporaneous, ready-made formulation), the applied mixture volume, the area treated, the dose applied in the unit reported in the article (L. ha^{-1} , kg/L), as well as the applied per-ha dose when there is a single active ingredient.

Interactions between the plant used and the target organism—characterizing the desired effects—are noted in three columns. The first concerns the types of effect studied on the physiology (toxicity and biocidal effect) or behavior (repellent effect, possible attractiveness, anti-appetence, anti-feeding, anti-oviposition), but without reaching the degree of precision reported by some authors, in the case of repellent effects [98]. The second column specifies the activities or variables measured, which are closely linked to the type of organism targeted. The third column gives the overall effect or interaction observed. This last column may, for instance, indicate an average mortality rate mentioned in the article. Another column assigns an overall quality to the collected information. An article is considered to be of reliable quality if a biochemical analysis was carried out and was well described.

To filter documents according to various criteria, the bibliographical references were then detailed by separating the authors' names, publication year, document or publication title, journal, volume and page number, while also specifying the nature of the document (article, book, grey literature). The name of the journal can be another criterion to select the information with reliable quality, when it is a referenced scientific journal.

When a review article leads to the logging of several other references, the author names and publication year are listed in a special column. A column indicates the DOI numbers. Traceability is achieved by storing all documents in pdf format in a Zotero library. The code assigned to each reference in the Zotero library is given in a column in the general matrix.

This general matrix has been supplemented over time, with columns added on the right side. These columns report the indicated effects in a more quantitative way than in the

articles, with a broad range of measured variables related to the test methods, e.g., mortality at different observation dates, median lethal concentrations and doses (LC₅₀, LD₅₀), cycle time, weight reduction, fungal growth inhibition, etc.

One line in the matrix represents ‘one knowledge’: experimental or non-experimental (i.e., already adopted in the field) use of a given plant extract applied at a given dose (when specified) to protect a given plant from the harmful effects of an antagonistic target organism (pests, diseases of various origins).

Publications mentioning unintended effects are also considered. They describe the effects of the extracts on non-target organisms, e.g., soil organisms (earthworms), aquatic organisms (daphnia), beneficial arthropods (natural enemies, pollinators) or plants (extract phytotoxicity).

Review articles enable logging of a lot of information at once, without reaching the level of detail of the original cited articles. An analysis and redistribution of tables of the original publication (a review or not) is required to isolate each use per line.

For example, if an extract has been tested at several doses against several target species, each dose and species is represented in one line in the matrix.

A degree of reliability is attributed to the analyzed publication. Any publication that does not identify the chemical composition of the applied extracts is kept.

2.1.3. Ontology and System Architecture

Relationships between the concepts (Microsoft® Excel file attributed titles) can be represented as a formal structure or ontology [99]. Ontology can be referred to ‘as a specification of a representational vocabulary for a shared domain of discourse’ [100] or to ‘a formal and explicit specification of a shared conceptualization’ [101]. The adopted knowledge representation is based on a ternary relationship between the plant used for protection (biopesticide), the target organism (pest, disease or, in the current construction, beneficial organism) and the protected system (pre or postharvest crop) (Figure S1).

There are two ways of using knowledge in KB. The purpose of the *navigation* is to identify existing pieces of knowledge, while the *exploration* aims to create new pieces of knowledge or identify knowledge gaps. The computer methods to carry out these two tasks—via the construction of dedicated algorithms—are designed within the general framework of a system consisting of two interrelated components, the knowledge base (KB) and the Conceptual Harvester, itself made up of four elements (Figure S2), i.e., the query builder, the knowledge extractor, the reasoning tool that analyses the data and the knowledge visualization tool. The first and last of these elements facilitate user interaction.

2.2. Conceptual Harvester

The Conceptual Harvester (CH) is software that contains a set of methods to navigate and explore KB [102]. Exploratory conceptual navigation methods are used to enable users formulating general and potentially imprecise queries without prior knowledge of the large mass of data compiled in KB [103]. These methods are based on the building of conceptual classifications using formal concept analysis (FCA)—a symbolic artificial intelligence method based on the lattice structure [104,105]. FCA is already applied to various domains (e.g., life science, software engineering) [106–108] as it enables efficient data classification, association rule extraction and searches for frequent knowledge patterns. Conceptual classifications are similar to biological classifications, i.e., data are classified in groups, subgroups, sub-subgroups, etc., in a hierarchical manner such as the Linnaean taxonomy ranks (family, genus, species, etc.). By using the conceptual classification, a group includes a set of entities (e.g., *Spodoptera frugiperda*, *Tuta absoluta*) and a set of characteristics shared by these entities (e.g., invasive species, eat tomato). Contrary to a biological classification that has a tree structure, a conceptual classification is a more general partial order classification, i.e., one group can have two super-groups, while a species cannot belong to several genera. As a hypothetical example, one can have the group of toxic plants and the group of medicinal plants, and a sub-group of both would

be toxic medicinal plants, such as *Digitalis purpurea* L. The group of toxic medicinal plants has two super-groups: the group of toxic plants and the group of medicinal plants. Lattice structures are particular partial orders (e.g., see Figure S3).

In the case of relational and multi-table data, such as in KB, use of the relational concept analysis (RCA) method, i.e., an extension of FCA, is preferred [107,109–111]. With RCA, entities are described by characteristics, as well as by relations to other entities from the same category (e.g., a pest *eats* another pest) or from different categories (a plant *repels/keeps away* a pest). In this analysis framework, different conceptual classifications (e.g., one for plants and another for pests) are also produced that rely on shared characteristics and shared relationships. The building of a classification for an observed dataset using RCA requires an ontology associated with a category (see Figure S1).

One dataset issue that arises is related to the presence of the ‘sp.’ or ‘spp.’ abbreviations, which correspond to the absence of the species name (only the genus is mentioned), which is considered as an indeterminate data value. A description model for taking this indeterminate information into account in FCA and RCA has been proposed [112].

3. Results

In early October 2020, the knowledge base (KB) hosted data extracted from 342 documents of various origins (publications in scientific journals, conference proceedings, academy bulletins, etc.), written in English or French, and dated from 1957 to 2020. Of these articles, 11,816 uses have been identified in the plant health field, whether experimental or applied by farmers.

3.1. Content of the Knowledge Base (Plant Health)

3.1.1. Protected Systems

In the plant health field, crops may be protected in different periods—during field cultivation, possibly including seed treatment before sowing, and during postharvest storage, with leaf applications or with plants or extracts placed in storage structures. The association between the plant to be protected and its immediate environment constitutes the protected system. Different protection areas can be categorized as follows:

- *Crop protection in the field*: this applies to all field crops.
- *Seeds*: this concerns the preservation of plant organs to be sown the following crop season and pre-sowing treatments, if any.
- *Stored grain*: this concerns postharvest grain storage, often in granaries, which is very important in African dryland areas to ensure a food supply for the population during the ‘lean season’.
- *Foods*: this concerns the food crop postharvest period. Plant extracts are used to prevent spoilage of plant-derived food by contaminants such as toxin-producing microorganisms.

Seventy cultivated plant species are listed in the KB. The extracts of some of them are also indicated as being suitable for protecting other plants, e.g., *Carica papaya* (Caricaceae), *Anacardium occidentale* (Anacardiaceae) or Lamiaceae species.

A table of uses—experimental or applied by farmers—may be drawn up by navigating through KB by type of crop to be protected.

Tomato is a vegetable that is frequently mentioned as requiring protection. Depending on the location and preparation/application method, plants help protect crops against fungi (*Aspergillus niger*, *Athelia rolfsii*, *Fusarium graminearum*, *F. oxysporum*, *F. poae*, *Phytophthora infestans*), insects (*Helicoverpa armigera*, *Tuta absoluta*) and mites (*Tetranychus evansi*). Table 1 shows the botanical species used to protect tomato. The botanical families most represented in KB are Apocynaceae, Asteraceae, Fabaceae, Lamiaceae, Myrtaceae and Piperaceae.

Table 1. Examples in KB of plant genera and species used for the protection of tomato (*Solanum lycopersicon*).

Botanical Family	Species	Botanical Family	Species
Amaranthaceae	<i>Dysphania ambrosioides</i>	Lythraceae	<i>Lawsonia inermis</i>
Amaryllidaceae	<i>Allium cepa</i> <i>Allium sativum</i>	Meliaceae	<i>Azadirachta indica</i> <i>Entandrophragma angolense</i>
Apiaceae	<i>Coriandrum sativum</i> <i>Eryngium foetidum</i>		<i>Melia azedarach</i> <i>Trichilia pallida</i>
Apocynaceae	<i>Allamanda cathartica</i>	Moraceae	<i>Ficus elastica</i>
	<i>Calotropis gigantea</i>	Musaceae	<i>Musa</i> sp.
	<i>Calotropis procera</i> <i>Vincetoxicum canescens</i> <i>Vincetoxicum fuscatum</i> <i>Vincetoxicum parviflorum</i>	Myrtaceae	<i>Callistemon citrinus</i> <i>Eucalyptus camaldulensis</i> <i>Eucalyptus saligna</i> <i>Eucalyptus tereticornis</i>
	<i>Acanthostyles buniifolius</i> <i>Acmella oleracea</i>		<i>Eugenia egensis</i> <i>Syzygium aromaticum</i>
	<i>Ageratum conyzoides</i>	Nitrariaceae	<i>Peganum harmala</i>
Asteraceae	<i>Ageratum houstonianum</i>	Nyctaginaceae	<i>Bougainvillea glabra</i>
	<i>Artemisia absinthium</i>	Oxalidaceae	<i>Oxalis barrelieri</i>
	<i>Artemisia annua</i>	Papaveraceae	<i>Argemone mexicana</i>
	<i>Artemisia cina</i> <i>Artemisia vulgaris</i> <i>Bidens pilosa</i> <i>Calendula officinalis</i> <i>Eclipta prostrata</i> <i>Emilia coccinea</i>	Piperaceae	<i>Piper aduncum</i> <i>Piper amalago</i> <i>Piper augustum</i> <i>Piper glabratum</i> <i>Piper mikanianum</i> <i>Piper mollicomum</i>
	<i>Erigeron floribundus</i> <i>Guizotia abyssinica</i>		<i>Cymbopogon citratus</i> <i>Digitaria eriantha</i>
	<i>Tagetes erecta</i>	Poaceae	
		Podocarpaceae	<i>Podocarpus milanjanus</i>
Bignoniaceae	<i>Spathodea campanulata</i>	Primulaceae	<i>Clavija weberbaueri</i>
Brassicaceae	<i>Brassica rapa</i>	Rosaceae	<i>Rosa damascena</i>
Capparaceae	<i>Crateva religiosa</i>	Rutaceae	<i>Citrus × aurantium</i>
Clusiaceae	<i>Garcinia smeathmanii</i>		<i>Citrus limon</i>
Commelinaceae	<i>Commelina benghalensis</i>		<i>Citrus reticulata</i>
Cupressaceae	<i>Tetraclinis articulata</i>		<i>Citrus sinensis</i>
Dilleniaceae	<i>Curatella americana</i>		<i>Clausena anisata</i>
Dipterocarpaceae	<i>Shorea robusta</i>	Salicaceae	<i>Banara guianensis</i>
Euphorbiaceae	<i>Euphorbia hirta</i> <i>Jatropha curcas</i> <i>Ricinus communis</i>	Salicaceae	<i>Banara nitida</i> <i>Mayna parvifolia</i> <i>Ryania speciosa</i>
	<i>Bauhinia variegata</i>	Sapindaceae	<i>Deinbollia saligna</i>
Fabaceae	<i>Copaifera duckei</i> <i>Ononis natrx</i>	Sapotaceae	<i>Argania spinosa</i> <i>Madhuca longifolia</i>
	<i>Pongamia pinnata</i>	Simmondsiaceae	<i>Simmondsia chinensis</i>
	<i>Sesbania bispinosa</i>	Siparunaceae	<i>Siparuna poeppigii</i>
	<i>Tephrosia vogelii</i>	Solanaceae	<i>Nicotiana</i> sp.
Geraniaceae	<i>Pelargonium zonale</i>		<i>Solanum delagoense</i>
Lamiaceae	<i>Ajuga chamaepitys</i>	Tropaeolaceae	<i>Tropaeolum majus</i>
	<i>Mentha spicata</i>	Urticaceae	<i>Urtica dioica</i>
	<i>Ocimum basilicum</i> <i>Ocimum gratissimum</i>	Verbenaceae	<i>Lippia javanica</i> <i>Lippia multiflora</i>
	<i>Thymbra capitata</i>	Zingiberaceae	<i>Elettaria cardamomum</i>
	<i>Thymus vulgaris</i> <i>Zataria multiflora</i>		

Another example concerns bean (Table 2). Fewer families and species are listed in KB compared to tomato.

Table 2. Examples in KB of plant genera and species and parts of the plant used for the protection of bean (*Phaseolus vulgaris*).

Botanical Family	Species	Parts of the Plant Used
Amaranthaceae	<i>Chenopodium opulifolium</i> <i>Dysphania ambrosioides</i>	All, dried leaves Leaves
Amaryllidaceae	<i>Allium sativum</i>	Cloves
Asphodelaceae	<i>Aloe</i> spp.	All
Asteraceae	<i>Tithonia diversifolia</i> <i>Vernonia amygdalina</i>	Dried leaves Dried leaves
Dryopteridaceae	<i>Dryopteris filix-mas</i>	Leaves
Fabaceae	<i>Gliricidia sepium</i> <i>Senna siamea</i> <i>Tephrosia vogelii</i>	Fresh or dried leaves, seeds All All
Lamiaceae	<i>Ocimum gratissimum</i>	All, leaves
Meliaceae	<i>Azadirachta indica</i> <i>Melia azedarach</i>	All Dried leaves
Myrtaceae	<i>Callistemon viminalis</i> <i>Eucalyptus</i> spp.	Leaves All
Solanaceae	<i>Capsicum annuum</i> <i>Capsicum</i> spp. <i>Nicotiana tabacum</i>	Not indicated All, fresh fruits All
Urticaceae	<i>Urtica dioica</i>	Leaves

Cowpea is a crop that is often mentioned as requiring protection because its stored grains are attacked by many insects and diseases.

Regarding the protection of stored foods, Table 3 presents plant species listed in KB that have been tested or applied to control cowpea weevils (*Callosobruchus maculatus* (F.), Coleoptera: Chrysomelidae, Bruchinae) in Africa.

Table 3. Examples of plant species tested or applied to control *Callosobruchus maculatus* infestation of cowpea (*Vigna unguiculata*) stocks in Africa.

Botanical Family	Species	Botanical Family	Species
Amaranthaceae	<i>Dysphania ambrosioides</i>		
	<i>Annona muricata</i> <i>Annona senegalensis</i>	Meliaceae	<i>Azadirachta indica</i> <i>Khaya senegalensis</i> <i>Melia azedarach</i>
Annonaceae	<i>Monodora myristica</i> <i>Xylopia aethiopica</i>	Moraceae	<i>Ficus exasperata</i>
		Moringaceae	<i>Moringa oleifera</i>
Apiaceae	<i>Foeniculum vulgare</i>		<i>Callistemon rigidus</i>
Apocynaceae	<i>Pergularia daemia</i>	Myrtaceae	<i>Corymbia citriodora</i> <i>Eucalyptus saligna</i> <i>Eucalyptus staigeriana</i>
Asparagaceae	<i>Dracaena arborea</i>		
	<i>Blumea oloptera</i> <i>Blumea viscosa</i>	Opiliaceae	<i>Opilia amentacea</i>
Asteraceae	<i>Helianthus annuus</i> <i>Tagetes minuta</i> <i>Tithonia diversifolia</i> <i>Vernonia amygdalina</i>		<i>Cymbopogon citratus</i> <i>Cymbopogon flexuosus</i> <i>Cymbopogon giganteus</i> <i>Cymbopogon nardus</i>
Boraginaceae	<i>Heliotropium indicum</i>	Poaceae	<i>Cymbopogon schoenanthus</i> <i>Cymbopogon winterianus</i>
Capparaceae	<i>Boscia senegalensis</i> <i>Crateva religiosa</i>	Polygalaceae	<i>Securidaca longipedunculata</i>

Table 3. Cont.

Botanical Family	Species	Botanical Family	Species
Caricaceae	<i>Carica papaya</i>	Rutaceae	<i>Clausena anisata</i>
Combretaceae	<i>Combretum imberbe</i> <i>Combretum micranthum</i>	Solanaceae	<i>Capsicum annuum</i> <i>Capsicum</i> spp.
Cucurbitaceae	<i>Momordica charantia</i>		<i>Nicotiana tabacum</i>
Euphorbiaceae	<i>Euphorbia lateriflora</i> <i>Spirostachys africana</i>	Verbenaceae	<i>Lantana camara</i> <i>Lippia javanica</i>
Fabaceae	<i>Chamaecrista nigricans</i> <i>Gliricidia sepium</i> <i>Tephrosia densiflora</i> <i>Tephrosia vogelii</i>	Zingiberaceae	<i>Lippia multiflora</i> <i>Lippia rugosa</i> <i>Alpinia calcarata</i>
Lamiaceae	<i>Hyptis spicigera</i> <i>Hyptis suaveolens</i> <i>Ocimum americanum</i> <i>Ocimum basilicum</i> <i>Ocimum gratissimum</i> <i>Plectranthus glandulosus</i> <i>Tetradenia multiflora</i>		

Asteraceae, Lamiaceae and Poaceae (genus *Cymbopogon*) are the botanical families most reported in KB.

3.1.2. Targeted Organisms

In total, 384 crop pest species are currently listed in KB.

These organisms belong to a broad range of taxa:

- Arthropods, such as insects or mites, some insects that may be plant disease vectors, such as the aphid *Brevicoryne brassicae* (L.) or the whitefly *Bemisia tabaci* (Gennadius). Insect pests of grain stored in cowpea or maize granaries are also present, such as the weevils *Callosobruchus maculatus* [113] and *Caryedon serratus* (Olivier);
- Phytopathogenic nematodes such as *Meloidogyne incognita* or *M. javanica*;
- Pathogenic microorganisms causing fungal diseases (*Alternaria solani*, *Aspergillus flavus*, *Fusarium oxysporum*). Bacterial diseases are only represented by *Xanthomonas campestris* pv. *malvacearum* [96].

3.1.3. Pesticidal Plant Species

In total, 1547 plant species are used in whole form or in different extract forms (aqueous, alcoholic, essential oils).

The botanical families with the largest number of species listed in KB are Lamiaceae (297), Asteraceae (274), Fabaceae (243), Apiaceae (79), Myrtaceae (79), Euphorbiaceae (76), Rutaceae (65), Annonaceae (60), Apocynaceae (58), Meliaceae (54), Rubiaceae (54), Solanaceae (52) and Malvaceae (43).

Table 4 shows the ranking of plant species currently in KB with more than 50 records (=lines) (see Table S1 for the full data). All species present with the same number of lines are ranked similarly. The maximum rank is 79. Neem (*A. indica*) is the most recorded species (710 lines), followed by *Ocimum gratissimum* (Lamiaceae) (306 lines). Concerning the case of 237 lines, the botanical species was not noted in the publication, so only one (or more) compound was tested in the search reported in KB.

Table 4. Ranking of plant species used in plant health (extract from Table S1) according to their occurrence (=number of lines = knowledge) in KB.

Scheme 710.	Botanical Family	Number of Lines	Rank
<i>Azadirachta indica</i>	Meliaceae	710	79
<i>Ocimum gratissimum</i>	Lamiaceae	306	78
Not indicated	Not indicated	237	77
<i>Dysphania ambrosioides</i>	Amaranthaceae	211	76
<i>Allium sativum</i>	Amaryllidaceae	194	75
<i>Lantana camara</i>	Verbenaceae	178	74
<i>Cymbopogon citratus</i>	Poaceae	164	73
<i>Tephrosia vogelii</i>	Fabaceae	156	72
<i>Ocimum basilicum</i>	Lamiaceae	142	71
<i>Carica papaya</i>	Caricaceae	130	70
<i>Callistemon citrinus</i>	Myrtaceae	120	69
<i>Melia azedarach</i>	Meliaceae	120	69
<i>Citrus sinensis</i>	Rutaceae	114	68
<i>Ageratum conyzoides</i>	Asteraceae	91	67
<i>Melia volkensii</i>	Meliaceae	89	66
<i>Rosmarinus officinalis</i>	Lamiaceae	86	65
<i>Senna crotolaroides</i>	Fabaceae	85	64
<i>Citrus limon</i>	Rutaceae	79	63
<i>Nicotiana tabacum</i>	Solanaceae	73	62
<i>Thymus vulgaris</i>	Lamiaceae	71	61
<i>Syzygium aromaticum</i>	Myrtaceae	69	60
<i>Tithonia diversifolia</i>	Asteraceae	69	60
<i>Moringa oleifera</i>	Moringaceae	67	59
<i>Euphorbia hirta</i>	Euphorbiaceae	66	58
<i>Xylopia aethiopica</i>	Annonaceae	66	58
<i>Citrus reticulata</i>	Rutaceae	64	57
<i>Capsicum annuum</i>	Solanaceae	63	56
<i>Ricinus communis</i>	Euphorbiaceae	63	56
<i>Monodora myristica</i>	Annonaceae	62	55
<i>Erigeron floribundus</i>	Asteraceae	61	54
<i>Euphorbia lateriflora</i>	Euphorbiaceae	61	54
<i>Pimpinella anisum</i>	Apiaceae	60	53
<i>Eucalyptus camaldulensis</i>	Myrtaceae	59	52
<i>Foeniculum vulgare</i>	Apiaceae	57	51
<i>Bidens pilosa</i>	Asteraceae	55	50
<i>Vernonia amygdalina</i>	Asteraceae	54	49
<i>Hyptis spicigera</i>	Lamiaceae	53	48
<i>Boscia senegalensis</i>	Capparaceae	52	47
<i>Mentha × piperita</i>	Lamiaceae	52	47
<i>Cuminum cyminum</i>	Apiaceae	51	46
<i>Eclipta prostrata</i>	Asteraceae	51	46
<i>Eucalyptus tereticornis</i>	Myrtaceae	51	46
<i>Commelina benghalensis</i>	Commelinaceae	50	45
<i>Emilia coccinea</i>	Asteraceae	50	45
<i>Oxalis barrelieri</i>	Oxalidaceae	50	45
<i>Podocarpus milanjanus</i>	Podocarpaceae	50	45

Searches in the available literature revealed non-crop species in addition to those already reported in the ADAPPT and OPTIONs project factsheets. Plants such as *Lantana camara* (Verbenaceae), *Hyptis suaveolens* (Lamiaceae), *Calotropis procera* (Apocynaceae) and *Tephrosia vogelii* (Fabaceae) could thus potentially be very interesting [114–116]. They represent a readily available reservoir of plants considered to be weeds, as also reported for *Tithonia diversifolia* (Asteraceae) [117].

3.2. Results for Two Invasive Species (*T. absoluta* and *S. frugiperda*)

Regarding invasive alien insects on the African continent, navigation has the advantage of facilitating identification of the plant species that have been used in the original ranges of these insects. The case of *Tuta absoluta* (Lepidoptera: Gelechiidae) and *Spodoptera frugiperda* (Lepidoptera: Noctuidae), which were quite recently identified in Africa but whose global dissemination is ongoing, is outlined below.

For *T. absoluta*, KB lists species belonging mainly to the families Asteraceae (eight species), Lamiaceae (seven species), Piperaceae (six species), Rutaceae and Salicaceae (four species each) (Table 5).

Table 5. Plant species reported in KB as used against the tomato pest *Tuta absoluta*.

Botanical Family	Genus or Species	Botanical Family	Genus or Species
Amaranthaceae	<i>Dysphania ambrosioides</i>		<i>Azadirachta indica</i>
Amaryllidaceae	<i>Allium cepa</i> <i>Allium sativum</i>	Meliaceae	<i>Melia azedarach</i> <i>Trichilia pallida</i>
Apiaceae	<i>Coriandrum sativum</i>		<i>Eucalyptus camaldulensis</i>
Apocynaceae	<i>Allamanda cathartica</i>	Myrtaceae	<i>Eugenia egensis</i>
	<i>Acanthostyles buniifolius</i>		<i>Syzygium aromaticum</i>
	<i>Acmella oleracea</i>	Nitrariaceae	<i>Peganum harmala</i>
Asteraceae	<i>Ageratum conyzoides</i> <i>Artemisia absinthium</i> <i>Artemisia annua</i> <i>Artemisia cina</i> <i>Artemisia vulgaris</i> <i>Calendula officinalis</i>	Nyctaginaceae	<i>Bougainvillea glabra</i>
		Papaveraceae	<i>Argemone mexicana</i>
Bignoniaceae	<i>Spathodea campanulata</i>		<i>Piper aduncum</i> <i>Piper amalago</i> <i>Piper augustum</i> <i>Piper glabratum</i> <i>Piper mikanianum</i> <i>Piper mollicomum</i>
Capparaceae	<i>Crateva religiosa</i>		
Cupressaceae	<i>Tetraclinis articulata</i>	Poaceae	<i>Cymbopogon citratus</i>
Dilleniaceae	<i>Curatella americana</i>	Primulaceae	<i>Clavija weberbaueri</i>
Euphorbiaceae	<i>Jatropha curcas</i> <i>Ricinus communis</i>	Rosaceae	<i>Rosa damascena</i> <i>Citrus × aurantium</i>
Fabaceae	<i>Bauhinia variegata</i> <i>Copaifera duckei</i> <i>Ononis natrix</i>	Rutaceae	<i>Citrus limon</i> <i>Citrus reticulata</i> <i>Citrus sinensis</i>
Geraniaceae	<i>Pelargonium zonale</i>		<i>Banara guianensis</i>
	<i>Ajuga chamaepitys</i> <i>Mentha spicata</i> <i>Ocimum basilicum</i>	Salicaceae	<i>Banara nitida</i> <i>Mayna parvifolia</i> <i>Ryania speciosa</i>
Lamiaceae	<i>Ocimum gratissimum</i> <i>Thymbra capitata</i> <i>Thymus vulgaris</i> <i>Zataria multiflora</i>	Sapotaceae	<i>Argania spinosa</i>
		Simmondsiaceae	<i>Simmondsia chinensis</i>
		Siparunaceae	<i>Siparuna poeppigii</i>
		Solanaceae	<i>Nicotiana</i> sp.
Lythraceae	<i>Lawsonia inermis</i>	Tropaeolaceae	<i>Tropaeolum majus</i>
		Urticaceae	<i>Urtica dioica</i>
		Zingiberaceae	<i>Elettaria cardamomum</i>

Regarding *S. frugiperda*, Table 6 presents the search results obtained on all Lepidoptera species of the *Spodoptera* genus, associating—according to a ternary relationship—the different species of this genus with the plant species used and the protected crops. A greater number of species have been tested with regard to maize protection, especially in South America, the original range of *S. frugiperda*. The plants to be protected against *Spodoptera littoralis* (Boisduval) are cotton, okra (*Abelmoschus esculentus*), cabbage and tomato, while castor beans were protected against *Spodoptera litura* (F.) attacks.

Table 6. Plant species reported in KB in relation to the *Spodoptera* genus and host plants to be protected.

Pesticidal Plant	Targeted <i>Spodoptera</i> Species	Plant to Be Protected
<i>Azadirachta indica</i>	<i>Spodoptera frugiperda</i>	<i>Zea mays</i>
	<i>Spodoptera littoralis</i>	<i>Abelmoschus esculentus</i> <i>Brassica oleracea</i>
<i>Croton macrostachyus</i>	<i>Spodoptera frugiperda</i>	<i>Zea mays</i>
<i>Curcuma longa</i>		
<i>Cymbopogon martini</i>		
<i>Dysphania ambrosioides</i>		
<i>Eucalyptus globulus</i>		
<i>Jatropha curcas</i>		
<i>Juniperus communis</i>		
<i>Lantana camara</i>		
<i>Limnanthes alba</i>		
<i>Melaleuca alternifolia</i>		
<i>Milletia ferruginea</i>		
<i>Nicotiana tabacum</i>		
<i>Phytolacca dodecandra</i>		
<i>Schinus molle</i>		
<i>Syzygium aromaticum</i>		
<i>Trichilia casaretti</i>		
<i>Trichilia catigua</i>		
<i>Trichilia clausenii</i>		
<i>Trichilia elegans</i>		
<i>Trichilia pallens</i>		
<i>Trichilia pallida</i>		
<i>Carica papaya</i>	<i>Spodoptera littoralis</i>	<i>Abelmoschus esculentus</i> <i>Brassica oleracea</i>
<i>Dioscorea dumetorum</i>	<i>Spodoptera littoralis</i>	<i>Gossypium hirsutum</i>
<i>Vincetoxicum canescens</i>		<i>Solanum lycopersicum</i>
<i>Vincetoxicum fuscum</i>		
<i>Vincetoxicum parviflorum</i>		
<i>Wollastonia dentata</i>	<i>Spodoptera litura</i>	<i>Ricinus communis</i>
<i>Capsicum</i> spp.	<i>Spodoptera</i> spp.	<i>Zea mays</i>

In the case of the reported binary relationships (*Spodoptera* species, plant used, without the protected plant mentioned), a much higher number of plant species were tested (Table S2): 279 species belonging to 62 botanical families, for *S. littoralis*, 205 species belonging to 48 families for *S. frugiperda*, 80 species (28 families) for *S. litura*, 6 species (4 families) for *Spodoptera exigua* (Hübner), 2 species (one family) for *S. eridania* (Stoll) and only one for *S. ornithogalli* (Guenée) and *S. exempta* (F.). In the case of *S. frugiperda*, some of the plant species mentioned are cultivated. The total number of plant species recorded in the knowledge base (279) is higher than the 70 species reported in a recent review [117]. Amongst those reported, *L. camara* and *T. vogelii* appear to have little impact on *S. frugiperda* [118].

Regarding *S. frugiperda*, families with the most species tested include Asteraceae and Meliaceae (29 species each), Annonaceae (20 species), Fabaceae (13 species), Lamiaceae (11 species), Euphorbiaceae (9 species) and Myrtaceae (8 species) (Table S2).

In the case of *S. littoralis*, the most represented families are Lamiaceae (70 species), Asteraceae (44 species), Apiaceae (24 species), Fabaceae (21 species) and Apocynaceae (9 species). For *S. litura*, 14 Lamiaceae species are listed in KB, while 11 Asteraceae, 8 Rutaceae, 7 Solanaceae and 5 Fabaceae are other families with fewer species represented.

The range of listed families generally corresponds to the original geographical distribution of the three *Spodoptera* species, i.e., the Americas, Europe, the Mediterranean Basin and Asia.

4. Discussion

The first two points addressed concern KB building process and development of the associated computer analysis methods that facilitated exploitation of the huge volumes of data available from ethnobotanical surveys and published academic studies. The potential of developing KBS for other health fields is discussed.

4.1. Knowledge Base (KB)

Navigating in KB is currently performed using queries according to different entries that correspond to the key descriptive ontology concepts (Figure S1): (i) cultivated plant species to be protected; (ii) harmful organisms that attack them (pests, diseases) at sowing, on field plants, or postharvest; (iii) plants used and their geographical origins. However, other filters may also be applied to collect information on the doses used, their impacts, to only select review articles, etc.

Baseline publications that have been logged may also be queried via the DOI numbers and the coding of bibliographical references from a Zotero library. Species cropped for human consumption, such as papaya and cashew, have also been focused on. Their use for other purposes would warrant broader dissemination.

With the development of computer analysis methods, KB also enables the production of novel knowledge, corresponding to KB exploration, that may be proposed for experiments, e.g., concerning the use of repellent plant species as part of an insect pest management (IPM) push-pull strategy [119,120]. It enables identification of plant genera or species to be tested against exotic pests for which knowledge is available on the use of extracts in their area of origin, as in the case for *T. absoluta*.

However, KB still has some limitations at this building stage. First, only information that has been logged is available, so not all crops grown in the sub-Saharan region are present among the protected systems reported in KB. Some terrestrial target organisms are poorly represented (Gasteropods) or not at all (Myriapods), while some species can cause significant damage to leaves or seedlings. Extensions regarding the use of algae and soil biofumigation could be made for plant extracts. Other substances could be added, such as biostimulants, along with definitions of new features specific to these uses.

The collected information quality could be questioned because, as some authors have pointed out, the research carried out is often insufficiently described in many publications [121]. In particular, there is a lack of chemical characterization frequently reported in the case of plant species proven effective against *S. frugiperda* [117].

For example, the Latin name, chemotype or precise geographical area are not always provided in publications, although this information is important for explaining any potential variability in the results obtained in a given region, or according to the seasons [122–125]. Voucher samples are seldom deposited in collections.

Chemical analyses of essential oil extracts are often carried out, but this is seldom true for aqueous extracts that are readily used by some communities. This raises the issue of the certification by researchers of the effectiveness of extract preparations in NGO guides and manuals, which are actually often the result of the observation of traditional practices. Regarding ready-made formulations, the official certification process automatically calls for in-depth studies on extract compositions.

KB could be enhanced by adding links with other knowledge bases focused on the chemical composition of plants. One criterion for selecting a candidate species in a given

country could be not taxonomic (family, genus or species) but instead chemical, i.e., a species whose major compounds are close to those identified in known extracts. Some compounds may also be production residues (byproducts), e.g., seeds of species of the Annonaceae family that contain acetogenins [126,127]. Wash water from *Boscia senegalensis* (Capparaceae) seeds could also be interesting to study with regard to allelopathic effects, linked to the glucosinolate compound content [128], in addition to the insecticidal effects noted with different organs of this plant [129]. The mode of action of the extracts could also be a criterion added to KB [40].

In terms of formulations, a follow-up of the literature and additions could be included under the relevant KB category so as to take advances achieved with nanoencapsulation methods into account [130–133].

In the publications queried to build KB, the efficacy parameters measured were highly variable, i.e., heterogeneous in the units presented (LD₅₀, LD₉₀, etc.) in relation to the various methods used, thereby complicating any efforts to conduct a meta-analysis.

In the current KB, environmental health is approached through the unintentional effects on non-target organisms, such as soil organisms (earthworms), aquatic organisms (daphnia), beneficial arthropods (pollinators, predators (insects, mites)) and parasitoid insects of crop pests. A comparison of selected candidate species with botanical species that can affect fish [134] would be a way to warn users of the usage risks. In this health field, the volume of recorded publications on unintentional effects is tiny (1% of current knowledge in the entire KB) and this could be improved by new inputs from available publications. For example, there are studies that could be added that deal with the effects of extracts on bees [135] or natural enemies such as parasitoid [136,137] or predatory insects [138–140]. Other effects such as extract phytotoxicity could also be recorded, not only with regard to the crops to be protected but also to other plants [141]. These elements will be essential, particularly for the development of formulations which must comply with homologation standards. Allelopathic effects during cultivation of plants with a pesticidal effect could also be of interest, particularly with regard to weeds, with the aim of reducing glyphosate usage.

4.2. Knowledge Engineering

Knomana data and expert needs have been a source of knowledge for engineering research questions to enable navigation and exploration. Methods and algorithms have been developed and tested based on KB. Although developed for KB, they are general and apply to similar datasets and research questions. Solutions for applying FCA/RCA in data models including ternary relationships have been proposed [142]. They consider several encodings of ternary relationships, including solutions using binary relationships. These different solutions enable the extraction of various forms of relevant knowledge patterns. An on-demand algorithm for building conceptual structures for RCA has been defined [143]. This algorithm gradually builds the RCA concept lattices: starting from one concept of one entity category (e.g., plants), on-demand, it is able to build either subconcepts (subgroups) or superconcepts (supergroups) in the same lattice, or neighbor concepts in another entity category (e.g., pests) on the basis of the relationships and relational attributes. Solutions for dealing with indeterminate data introduced with sp. and spp. have been introduced in [112]. These solutions apply to RCA as well as to other FCA extensions. Combining these extensions enhances the knowledge conveyed to plant experts. FCA and RCA have been applied to KB excerpts at different stages in its building process. In [142], the uses of six plants selected by experts for their recognized qualities against *Aspergillus* were analyzed to answer the question: ‘Knowing the recognized benefits of *Hyptis suaveolens* in the protection of *Arachis hypogaea* against *Aspergillus parasiticus*, which other plants could alternatively be used?’. The RCA-based classification and plant grouping readily revealed that *Ocimum gratissimum* could replace *Hyptis suaveolens* to protect *Arachis hypogaea* against *Aspergillus ochraceus* and *Aspergillus flavus*. In [112], a subset limited to three insect species of the *Spodoptera* genus and indeterminate species information on 30 pesticidal

plants and six protected crops was investigated. This enabled qualitative comparison of the different methods by establishing the shape of the extracted knowledge patterns, while highlighting potential scalability problems. Moreover, in the case of a fungal disease (*Fusarium oxysporum*), an algorithm has enabled identification of *Lantana camara*, a plant species of interest for controlling *F. oxysporum* in Burkina Faso. Indeed, this species is used in Benin to control the same fungal pathogen and is found in Burkina Faso where it is used against another *Fusarium* species, i.e., *F. solani* [102]. This newly generated knowledge could be the focus of future experiments in Burkina Faso.

4.3. Identifying Multipurpose Species: A Promising Approach

Prior to the implementation of certain complex solutions involving agroecological practices, many different applications of plants and their extracts may already be identified to promote their use. Ready-made formulations are preferable to reduce preparation times that often discourage farmers, while ensuring extract quality and facilitating development of plant production chains. A hypothesis could be put forward that more economic outlets would be available for multipurpose species. Examples of such species with multiple uses exist. *Tephrosia vogelii* [123] and *Mucuna pruriens* (Fabaceae) [144] can be used to improve soil fertility and produce extracts. A recent review highlights the benefits of certain cover crops used in conservation agriculture for soil pest biocontrol [145]. Plant species identified as companion plants could also be selected [146]. Species of the Apiaceae, Asteraceae and Lamiaceae families have been found to serve as a floral food source for natural enemies in a crop association (habitat manipulation), while also serving to produce extracts [147]. This multi-use approach seems very promising in the plant health field.

Furthermore, as pointed out in the introduction, uses in areas other than plant health could be worthwhile to explore. The repellent effects of essential oils are known in the public health field [148–150]. In animal health, particularly to enhance aquaculture sustainability, there is growing interest in herbal therapy for reducing antibiotic usage, enhancing fish resistance to diseases and improving growth and feed efficiency [151]. The effects of plant-derived compounds on fish parasites have been reviewed [152].

Positive effects of herbal supplementation on fish growth performance have often been reported. For instance, *Cinnamosma zeylanicum* (Lauraceae) was found to have a positive effect on Nile tilapia growth and feed utilization [153]. Medicinal herbs have been described to act as immunostimulants enhancing the non-specific defense mechanisms of fish and shellfish and decreasing their mortality after experimental infection with pathogens [154]. It has been shown that furanones from the alga *Delisea pulchra* are able to protect brine shrimp (*Artemia franciscana*) against *Vibrio harveyi*, *V. campbellii* and *V. parahaemolyticus* infection [155,156]. Moreover, it has been reported that these compounds are able to protect rainbow trout from vibriosis [157], but they have also presented some toxicity to these fish. This clearly indicates that the catalogue of quorum sensing inhibitor compounds has to be extended and, interestingly, it has been revealed that plant extracts are promising potential sources of such original compounds [158].

In addition to the cultivation of plants for human and animal consumption (cereals, vegetables, legumes, tubers, etc.) and clothing (cotton), there are many other uses: dye plants, plants that provide plant cover for direct sowing, nectariferous plants that favor the maintenance of parasitoid or pollinating insects, plants that are environmental bioindicators, etc. [147,159,160].

To group and record the various uses in a pragmatic way, several matrices could be developed according to each use. A KB extension is therefore being planned to identify the diverse range of services offered by plant species.

Moreover, with a view to cropping (without synthetic pesticide treatments) plants of interest identified according to the multipurpose criterion, trophic chains that concern them will have to be assessed, which means identifying their pests and diseases. Indeed, plants with pesticidal or antimicrobial effects can also be attacked by pests or diseases, e.g., *Moringa oleifera* (Moringaceae) in Niger [161]. The search for phytophagous insects

attacking *Lantana camara* has even been voluntarily undertaken with a view to biological control of this invasive plant [162]. Another ontology linking all species in these trophic chains will be needed, similar to that defined for cereal stem boring insects [163].

Finally, the implementation of KB using Microsoft Excel[®] was a first step in the development of the Knowledge-Based System. The motivation to use the latter raised the availability of this software on the computers of the partners who entered the data and the ease to aggregate additional types of information to describe plant use. Effectively, the enlargement to other protected systems (animal, human, etc.) was conducive to the adding of specific columns. Now, the structure of KB is stable enough to consider the development of the end-user application (EEA), in which the final knowledge container (database, triplestore, or other) will be identified in relation to the information technology solution that will be adopted to develop EEA. The development of CH is currently under progress. The first version of the Knowledge-Based System will be developed for smartphone and designed for farmers.

5. Conclusions

The development of a software program to provide any user with easy access to knowledge is a keystone of the research program carried out by the group of researchers presented here. Building a Knowledge-Based System for spotting plants or their extracts for plant health is one step of this program. It will be further enhanced through the development of a KB extension to include the broad and diverse range of services offered by plant species. Additional thematic categories should also be added to, for instance, describe trophic chains between organisms and other plant uses in particular fields (animal health, dye plants, service plants including cover crops for direct seed or ‘push-pull’ plants, biofuel plants, plants for paralyzing fish, food plants, plants useful for soap making, nectar plants). Knowledge management reaching beyond the disciplinary boundaries of plant health will facilitate development of the transdisciplinarity advocated by the One Health approach.

6. Patents

The KB software structure and a first version of the knowledge base (Usage des plantes à effet pesticide, antimicrobien, antiparasitaire, antibiotique/Use of plants with pesticidal, antimicrobial, antiparasitic and antibiotic effects) were registered in 2019 with the European Agency for the Protection of Programs under numbers 122264 and 122779. An operational license is currently granted only to contributors of the first version.

Supplementary Materials: The following are available online at <https://www.mdpi.com/article/10.3390/plants10050896/s1>, Figure S1: Ontology, Figure S2: Conceptual Harvester, Figure S3: Lattice example, Table S1: List of plant species used presented in KB, Table S2: List of plant species used against *Spodoptera* species.

Author Contributions: Design, P.J.S. and P.M.; methodology, P.J.S. and P.M.; software, P.M., P.K., M.H., A.G. and P.K.; validation, P.J.S. and P.M.; formal analysis, P.M., P.K., M.H. and A.G.; investigation, P.J.S., P.M., P.K., M.H. and A.G.; resources, A.G.; data curation, P.K. and A.G.; writing—original draft preparation, P.J.S.; writing—review and editing, P.J.S., P.M., P.K., M.H. and S.S.; visualization, P.J.S., P.K. and P.M.; supervision, P.J.S. and P.M.; project administration, P.J.S. and P.M.; funding acquisition, P.J.S., P.M. and M.H. All authors have read and agreed to the published version of the manuscript.

Funding: This research was funded by the Metaprogram Glofoods (CIRAD-INRA), CIRAD, IRD and the French National Research Agency (ANR) as part of the *Investissements d’Avenir* program (ref. ANR-16-CONV-0004).

Institutional Review Board Statement: Not applicable.

Informed Consent Statement: Not applicable.

Acknowledgments: The authors are grateful to all of the initial contributors to the *Plantes Pesticides d’Afrique* (PPAf) network who submitted articles for inclusion in the knowledge base, and the documentation specialists Annie Boyer and Myren Rouly (CIRAD) who helped to compile the accessed documents, as well as David Manley for English editing and translation and the four reviewers. The authors would also like to thank IRD for covering the article processing charge for this manuscript.

Conflicts of Interest: The authors declare no conflict of interest. The funders had no role in the design of the study, in the data collection, analyses or interpretation, in the manuscript writing or in the decision to publish the results.

References

1. Abate, T.; van Huis, A.; Ampofo, J.K.O. Pest management strategies in traditional agriculture: An African perspective. *Annu. Rev. Entomol.* **2000**, *45*, 631–659. [\[CrossRef\]](#) [\[PubMed\]](#)
2. Pfeiffer, D.G.; Muniappan, R.; Sall, D.; Paterne, D.; Diongue, A.; Dieng, E.O. First Record of *Tuta absoluta* (Lepidoptera: Gelechiidae) in Senegal. *Fla. Entomol.* **2013**, *96*, 661–662. [\[CrossRef\]](#)
3. Brévault, T.; Sylla, S.; Diatte, M.; Bernadas, G.; Diarra, K. *Tuta absoluta* Meyrick (Lepidoptera: Gelechiidae): A new threat to tomato production in Sub-Saharan Africa. *Afr. Entomol.* **2014**, *22*, 441–444. [\[CrossRef\]](#)
4. Goergen, G.; Kumar, P.L.; Sankung, S.B.; Togola, A.; Tamò, M. First report of outbreaks of the fall armyworm *Spodoptera frugiperda* (J. E. Smith) (Lepidoptera, Noctuidae), a new alien invasive pest in West and Central Africa. *PLoS ONE* **2016**, *11*, e0165632. [\[CrossRef\]](#)
5. Williamson, S. Understanding the full costs of pesticides: Experience from the field, with a focus on Africa. In *The Impacts of Pesticides Exposure*; Stoytcheva, M., Ed.; IntechOpen: London, UK, 2011; pp. 25–48. [\[CrossRef\]](#)
6. Le Bars, M.; Sidibe, F.; Mandart, E.; Fabre, J.; Le Grusse, P.; Diakite, C.H. Évaluation des risques liés à l’utilisation de pesticides en culture cotonnière au Mali. *Cah. Agric.* **2020**, *29*. [\[CrossRef\]](#)
7. Donald, C.E.; Scott, R.P.; Blaustein, K.L.; Halbleib, M.L.; Sarr, M.; Jepson, P.C.; Anderson, K.A. Silicone wristbands detect individuals’ pesticide exposures in West Africa. *R. Soc. Open Sci.* **2016**, *3*, 160433. [\[CrossRef\]](#)
8. Gouda, A.-I.; Imorou Toko, I.; Salami, S.-D.; Richert, M.; Scippo, M.-L.; Kestemont, P.; Schiffers, B. Pratiques phytosanitaires et niveau d’exposition aux pesticides des producteurs de coton du nord du Bénin. *Cah. Agric.* **2018**, *27*, 65002. [\[CrossRef\]](#)
9. Jepson, P.C.; Murray, K.; Bach, O.; Bonilla, M.A.; Neumeister, L. Selection of pesticides to reduce human and environmental risks: A global guideline and minimum pesticide list. *Lancet Planet Health* **2020**, *4*, e56–e63. [\[CrossRef\]](#)
10. Lewis, S.E.; Silburn, D.M.; Kookana, R.S.; Shaw, M. Pesticide behaviour, fate, and effects in the Tropics: An overview of the current state of knowledge. *J. Agric. Food Chem.* **2016**, *64*, 3917–3924. [\[CrossRef\]](#)
11. Martin, T.; Ochou, O.G.; Djihinto, A.; Traoré, D.; Togola, M.; Vassal, J.-M.; Vaissayre, M.; Fournier, D. Controlling an insecticide resistance bollworm in West Africa. *Agric. Ecosyst. Environ.* **2005**, *107*, 409–411. [\[CrossRef\]](#)
12. Agboyi, L.K.; Ketoh, G.K.; Martin, T.; Glitho, I.A.; Tamo, M. Pesticide resistance in *Plutella xylostella* (Lepidoptera: Plutellidae) populations from Togo and Benin. *Int. J. Trop. Insect Sci.* **2016**, 204–210. [\[CrossRef\]](#)
13. Furlan, L.; Pozzebon, A.; Duso, C.; Sion-Delso, N.; Sanchez-Bayo, F.; Marchand, P.A.; Codato, F.; van Lexmond, M.B.; Bonmatin, J.-M. An update of the Worldwide Integrated Assessment (WIA) on systemic insecticides. Part 3: Alternatives to systemic insecticides. *Environ. Sci. Pollut. Res.* **2018**. [\[CrossRef\]](#) [\[PubMed\]](#)
14. Kogan, M.; Higley, L. (Eds.) *Integrated Management of Insect Pests. Current and Future Developments*; Burleigh Dodds Series in Agricultural Science; Science Publishing: New York, NY, USA, 2020; pp. 1–600.
15. Morales, H. Pest management in traditional tropical agroecosystems: Lessons for pest prevention research and extension. *Int. Pest Manag. Rev.* **2002**, *7*, 145–163. [\[CrossRef\]](#)
16. Parsa, S.; Morse, S.; Bonifacio, A.; Chancellor, T.C.B.; Condori, B.; Crespo-Pérez, V.; Hobbs, S.L.A.; Kroschel, J.; Ba, M.N.; Rebaudo, F.; et al. Obstacles to integrated pest management adoption in developing countries. *Proc. Natl. Acad. Sci. USA* **2014**, *111*, 3889–3894. [\[CrossRef\]](#) [\[PubMed\]](#)
17. Wezel, A.; Casagrande, M.; Celette, F.; Vian, J.-F.; Ferrer, A.; Peigné, J. Agroecological practices for sustainable agriculture. A review. *Agron. Sustain. Dev.* **2014**, *34*, 1–20. [\[CrossRef\]](#)
18. Deguine, J.-P.; Gloanec, C.; Laurent, P.; Ratnadass, A. *Protection Agroécologique des Cultures*, 1st ed.; Quae: Versailles, France, 2016; pp. 1–288.
19. Fauvergue, X.; Rusch, A.; Barret, M.; Bardin, M.; Jacquín-Joly, E.; Malausa, T.; Lannou, C. *Biocontrôle. Éléments pour une Protection Agroécologique des Cultures*, 1st ed.; Quae: Versailles, France, 2020; pp. 1–376.
20. Gurr, G.M.; Wratten, S.D.; Altieri, M.A. (Eds.) *Ecological Engineering for Pest Management. Advances in Habitat Manipulation for Arthropods*; CSIRO Publishing: Collingwood, Australia; CABI Publishing: Wallingford, UK, 2004; pp. 1–232.
21. Ratnadass, A.; Fernandes, P.; Avelino, J.; Habib, R. Plant species diversity for sustainable management of crop pests and diseases in agroecosystems: A review. *Agron. Sustain. Dev.* **2012**, *32*, 273–303. [\[CrossRef\]](#)
22. Lescouret, F.; Dutoit, T.; Rey, F.; Côte, F.; Hamelin, M.; Lichthouse, E. *Agroecological Engineering*, 1st ed.; Springer: Berlin/Heidelberg, Germany, 2016; pp. 1–431.

23. Koné, W.M.; Atindehou, K.K.; Terreaux, C.; Hostettmann, K.; Traoré, D.; Dosso, M. Traditional medicine in North Côte-d'Ivoire: Screening of 50 medicinal plants for antibacterial activity. *J. Ethnopharmac.* **2004**, *93*, 43–49. [CrossRef] [PubMed]
24. Maia, M.F.; Moore, S.J. Plant-based insect repellents: A review of their efficacy, development and testing. *Malaria J.* **2011**, *10* (Suppl. 1), S11. Available online: <http://www.malariajournal.com/content/10/S1/S11> (accessed on 15 November 2020). [CrossRef]
25. Pavela, R.; Benelli, G. Ethnobotanical knowledge on botanical repellents employed in the African region against mosquito vectors—A review. *Exp. Parasitol.* **2016**, *167*, 103–108. [CrossRef]
26. Tisgratog, R.; Sanguanpong, U.; Grieco, J.P.; Ngoen-Kluan, R.; Chareonviriyaphap, T. Plants traditionally used as mosquito repellents and the implication for their use in vector control. *Acta Trop.* **2016**, *157*, 136–144. [CrossRef]
27. Koné, W.M.; Atindehou, K.K. Ethnobotanical inventory of medicinal plants used in traditional veterinary medicine in Northern Côte d'Ivoire (West Africa). *S. Afr. J. Bot.* **2008**, *74*, 76–84. [CrossRef]
28. Desrues, O.; Mueller-Harvey, I.; Pellikaan, W.F.; Enemark, H.L.; Thamsborg, S.M. Condensed tannins in the gastrointestinal track of cattle after sainfoin (*Onobrychis viciifolia*) intake and their possible relationship with anthelmintic effects. *J. Agric. food Chem.* **2017**, *65*, 1420–1427. [CrossRef]
29. Reverter, M.; Bontemps, N.; Lecchini, D.; Banaigs, B.; Sasal, P. Use of plant extracts in fish agriculture as an alternative to chemotherapy. Current status and future perspectives. *Aquaculture* **2014**, *433*, 50–61. [CrossRef]
30. Kuebutornye, F.K.A.; Abarike, E.D. The contribution of medicinal plants to tilapia aquaculture: A review. *Aquac. Int.* **2020**. [CrossRef]
31. Morales, H.; Perfecto, I. Traditional knowledge and pest management in the Guatemalan highlands. *Agric. Hum. Values* **2000**, *17*, 49–63. [CrossRef]
32. Bentley, J.W. Folk experiments. *Agric. Hum. Values* **2006**, *23*, 451–462. [CrossRef]
33. Tambo, J.A.; Wünscher, T. Identification and prioritization of farmers' innovations in northern Ghana. *Renew. Agric. Food Syst.* **2015**, *30*, 537–549. [CrossRef]
34. Tambo, J.A. Recognizing farmer-generated innovations through contests: Insights from four African countries. *Food Sec.* **2018**, *10*, 1237–1250. [CrossRef]
35. Hill, S.B.; MacRae, R.J. Conceptual framework for the transition from conventional to sustainable agriculture. *J. Sust. Agric.* **1995**, *7*, 81–87. [CrossRef]
36. Gliessman, S. The five levels of food system transformation. In *Agroecology: The Bold Future of Farming in Africa*; AFSA & TOAM: Dar es Salaam, Tanzania, 2016; pp. 84–85.
37. Pretty, J.; Benton, T.G.; Bharucha, Z.P.; Dicks, L.V.; Flora, C.B.; Godfray, H.C.J.; Goulson, D.; Hartley, S.; Lampkin, N.; Morris, C.; et al. Global assessment of agricultural system redesign for sustainable intensification. *Nat. Sustain.* **2018**, *1*, 441–443. [CrossRef]
38. Cloyd, R.A.; Galle, C.L.; Keith, S.R.; Kalscheur, N.A.; Kemp, K.E. Effect of commercially available plant-derived essential oil products on Arthropod pests. *J. Econ. Entomol.* **2009**, *102*, 1567–1579. [CrossRef]
39. Rehman, J.U.; Ali, A.; Khan, I.A. Plant based products: Use and development as repellents against mosquitoes: A review. *Fitoterapia* **2014**, *95*, 65–74. [CrossRef] [PubMed]
40. Velasques, J.; Cardoso, M.H.; Abrantes, G.; Frihling, B.E.; Franco, O.L.; Migliolo, L. The rescue of botanical insecticides: A bioinspiration for new niches and needs. *Pest. Biochem. Phys.* **2017**, *143*, 14–25. [CrossRef]
41. Isman, M.B. Commercial development of plant essential oils and their constituents as active ingredients in bioinsecticides. *Phytochem. Rev.* **2019**. [CrossRef]
42. Siegwart, M.; Lavoie, A.-V. Les substances naturelles d'origine végétale utilisées comme produits de biocontrôle. In *Biocontrôle. Éléments pour une Protection Agroécologique des Cultures*, 1st ed.; Quae: Versailles, France, 2020; pp. 173–183.
43. Williams, L.A.D.; Mansingh, A. The insecticidal and acaricidal actions of compounds from *Azadirachta indica* (A. Juss.) and their use in tropical pest management. *Int. Pest Manag. Rev.* **1996**, *1*, 133–145. [CrossRef]
44. Isman, M.B. Neem and other botanical insecticides: Barriers to commercialization. *Phytoparasitica* **1997**, *25*, 339–344. [CrossRef]
45. Campos, E.V.R.; de Oliveira, J.L.; Pascoli, M.; de Lima, R.; Fraceto, L.F. Neem oil and crop protection: From now to the future. *Front. Plant Sci.* **2016**, *7*, 1494. [CrossRef]
46. Benelli, G.; Canale, A.; Toniolo, C.; Higuchi, A.; Murugan, K.; Pavela, R.; Nicoletti, M. Neem (*Azadirachta indica*): Towards the ideal insecticide? *Nat. Prod. Res.* **2016**. [CrossRef] [PubMed]
47. De Bon, H.; Temple, L.; Malézieux, E.; Bendjebbar, P.; Fouilleux, E.; Silvie, P. Organic agriculture in Africa: Source of innovation for agricultural development. *CIRAD Montp. Perspect.* **2018**, *48*, 4. [CrossRef]
48. Vacante, V.; Kreiter, S. (Eds.) *Handbook of Pest Management in Organic Farming*; CAB International: Wallingford, UK, 2018; pp. 1–504.
49. Stevenson, P.C.; Arnold, S.E.; Belmain, S.R. Pesticidal plants for stored product pests on small-holder farms in Africa. In *Advances in Plant Biopesticides*; Singh, D., Ed.; Springer: Berlin/Heidelberg, Germany, 2014; pp. 149–172.
50. Soujanya, P.L.; Sekhar, J.C.; Kumar, P.; Sunil, N.; Vara Prasad, C.; Mallavadhani, U.V. Potentiality of botanical agents for the management of post harvest insects of maize: A review. *J. Food Sci. Technol.* **2016**, *53*, 2169–2184. [CrossRef] [PubMed]
51. Thiam, A.; Ducommun, G. *Protection Naturelle des Végétaux en Afrique. Actes de l'atelier Organisé par le Programme Protection Naturelle (PRONAT) d'Enda Tiers-Monde en Collaboration avec Agrecol (Suisse) à Madesaherl, Mbour, Sénégal, du 21 au 26 Octobre 1991*; Enda, Ed.; Série Etudes et Recherches: Dakar, Sénégal, 1993; pp. 1–207.

52. Zehrer, W. (Ed.) L'utilisation des produits naturels en protection des végétaux à Madagascar. In Proceedings of the du Symposium National du 29 Juin au 3 Juillet 1998 à Antananarivo, Projet DPV/GTZ «Promotion de la Protection Intégrée des Cultures et des Denrées Stockées à Madagascar», Antananarivo, Madagascar, 29 June–3 July 1998; pp. 1–609.
53. Stoll, G. *Protection Naturelle des Végétaux en Zones Tropicales: Vers une Dynamique de L'information*, 2nd ed.; Margraf Verlag: Weikersheim, Germany, 2002; pp. 1–386.
54. Ntalli, N.G.; Menkissoglu-Spirooudi, U. Pesticides of botanical origin: A promising tool in plant protection. In *Pesticides: Formulations, Effects, Fate*; Stoytcheva, M., Ed.; IntechOpen: London, UK, 2011; pp. 1–24.
55. Saito, M.L.; Lucchini, F. Substâncias obtidas de plantas e a procura por praguicidas eficientes e seguros ao meio ambiente. *Embrapa-CNPMA Jaguariúna Braz. Doc.* **1998**, *12*, 1–46.
56. Saito, M.L.; Scramin, S. Plantas aromáticas e seu uso na agricultura. *Embrapa Meio Ambiente Jaguariúna Brazil Doc.* **2000**, *20*, 1–45.
57. Anjarwalla, P.; Belmain, S.; Sola, P.; Jamnadass, R.; Stevenson, P.C. (Eds.) *Handbook on Pesticidal Plants*; World Agroforestry Centre (ICRAF): Nairobi, Kenya, 2016; pp. 1–62.
58. Dougoud, J.; Toepfer, S.; Bateman, M.; Jenner, W.H. Efficacy of homemade botanical insecticides based on traditional knowledge. A review. *Agron. Sustain. Dev.* **2019**, *39*, 37. [[CrossRef](#)]
59. Sourabie, S.; Zerbo, P.; Yonli, D.; Boussim, J.I. Connaissances traditionnelles des plantes locales utilisées contre les bio-agresseurs des cultures et produits agricoles chez le peuple Turka au Burkina Faso. *Int. J. Biol. Chem. Sci.* **2020**, *14*, 1390–1404. [[CrossRef](#)]
60. Lehman, A.D.; Dunkel, F.V.; Klein, R.A.; Ouattara, S.; Diallo, D.; Gamby, K.T.; N'Diaye, M. Insect management products from Malian traditional medicine—Establishing systematic criteria for their identification. *J. Ethnopharmacol.* **2007**, *110*, 235–249. [[CrossRef](#)]
61. Kanteh, S.M.; Norman, J.E. Diversity of plants with pesticidal and medicinal properties in southern Sierra Leone. *Biol. Agric. Hort.* **2014**. [[CrossRef](#)]
62. Prakash, A.; Rao, J. (Eds.) *Botanical pesticides in Agriculture*; CRC Press: Boca Raton, FL, USA; Lewis Publishers: Boca Raton, FL, USA, 1997; pp. 1–480.
63. Isman, M.B. Botanical insecticides, deterrents, and repellents in modern agriculture and an increasingly regulated world. *Annu. Rev. Entomol.* **2006**, *51*, 45–66. [[CrossRef](#)]
64. Isman, M.B. Botanical insecticides: For richer, for poorer. *Pest Manag. Sci.* **2008**, *64*, 8–11. [[CrossRef](#)]
65. Isman, M.B. Problèmes et perspectives de commercialisation des insecticides d'origine botanique. In *Biopesticides d'origine Végétale*, 2nd ed.; Régnault-Roger, C., Philogène, B.J.R., Vincent, C., Eds.; Lavoisier Tec & Doc: Paris, France, 2008; pp. 465–476.
66. Moore, S.; Lenglet, A.; Hill, N. Plant-based insect repellents. In *Insect Repellents, Principles, Methods, and Uses*; Debboun, M., France, S.P., Strickman, D., Eds.; CRC Press: Boca Raton, FL, USA; Taylor and Francis Group: Abingdon, UK, 2006; pp. 275–303.
67. Régnault-Roger, C.; Philogène, B.J.R.; Vincent, C. (Eds.) *Biopesticides d'origine Végétale*, 2nd ed.; Lavoisier Tec & Doc: Paris, France, 2008; pp. 1–576.
68. Régnault-Roger, C. Botanicals in Pest Management. In *Integrated Pest Management*; Abrol, D.P., Shankar, U., Eds.; CAB International: Wallingford, UK, 2012; pp. 119–132.
69. Miresmailli, S.; Isman, M.B. Botanical insecticides inspired by plant-herbivore chemical interactions. *Trends Plant Sci.* **2014**, *19*, 29–35. [[CrossRef](#)]
70. Stevenson, P.C.; Belmain, S.R. Pesticidal plants in African agriculture: Local uses and global perspectives. *Outlooks Pest Manag.* **2016**, *27*, 226–230. [[CrossRef](#)]
71. Sola, P.; Mvumi, B.M.; Ogendo, J.O.; Mponda, O.; Kamanula, J.F.; Nyirenda, S.P.; Belmain, S.R.; Stevenson, P.C. Botanical pesticide production, trade and regulatory mechanisms in sub-Saharan Africa: Making a case for plant-based pesticidal products. *Food Sec.* **2014**, *6*, 369–384. [[CrossRef](#)]
72. Pavela, R. Limitation of plant biopesticides. In *Advances in Plant Biopesticides*; Singh, D., Ed.; Springer: Lucknow, India, 2014; pp. 347–359.
73. Singh, D. (Ed.) *Advances in Plant Biopesticides*; Springer: Lucknow, India, 2014; pp. 1–401.
74. Isman, M.B. A renaissance for botanical insecticides? *Pest Manag. Sci.* **2015**, *71*, 1587–1590. [[CrossRef](#)] [[PubMed](#)]
75. Isman, M.B. Botanical insecticides in the Twenty-First Century—Fullfilling their promise? *Annu. Rev. Entomol.* **2020**, *65*, 233–249. [[CrossRef](#)] [[PubMed](#)]
76. Villalobos, M.J.P.; Stevenson, P.C.; Koul, O. (Eds.) The 2nd International Conference on Pesticidal Plants (ICPP2). *Ind. Crops Prod. (Spec. Issue)* **2017**, *110*, 1–130. [[CrossRef](#)]
77. Laxmishree, C.; Nandita, S. Botanical pesticides—A major alternative to chemical pesticides: A review. *Inst. J. Life Sci.* **2017**, *5*, 722–729.
78. Haddi, K.; Turchen, L.M.; Jumbo, L.O.V.; Guedes, R.N.C.; Pereira, E.J.G.; Aguiar, R.W.S.; Oliveira, E.E. Rethinking biorational insecticides for pest management: Unintended effects and consequences. *Pest Manag. Sci.* **2020**, *76*, 2286–2293. [[CrossRef](#)]
79. Isman, M.B. Plant essential oils for pest and disease management. *Crop Prot.* **2000**, *19*, 603–608. [[CrossRef](#)]
80. Isman, M.B.; Machial, C.M. Pesticides based on plant essential oils: From traditional practice to commercialization. In *Naturally Occurring Bioactive Compounds*; Rai, M., Carpinella, M.C., Eds.; Elsevier: Amsterdam, The Netherlands, 2006; pp. 29–44. [[CrossRef](#)]
81. Koul, O.; Walia, S.; Dhaliwal, G.S. Essential oils as green pesticides: Potential and constraints. *Biopestic. Int.* **2008**, *4*, 63–84.
82. Tripathi, A.K.; Upadhyay, S.; Bhuiyan, M.; Bhattacharya, P.R. A review on prospects of essential oils as biopesticides in insect-pest management. *J. Pharmaco. Phytoth.* **2009**, *1*, 52–63.

83. Isman, M.B.; Miresmailli, S.; Machial, C. Commercial opportunities for pesticides based on plant essential oils in agriculture, industry and consumer products. *Phytochem. Rev.* **2011**, *10*, 197–204. [CrossRef]
84. Régnault-Roger, C.; Vincent, C.; Arnason, J.T. Essential oils in insect control: Low-risk products in a high-stakes World. *Annu. Rev. Entomol.* **2012**, *57*, 405–424. [CrossRef]
85. Moharramipour, S.; Negahban, M. Plant essential oils and pest management. In *Basic and Applied Aspects of Biopesticides*; Sahayaraj, K., Ed.; Springer: Lucknow, India, 2014; pp. 129–153. [CrossRef]
86. Pavella, R.; Benelli, G. Essential oils as eco-friendly biopesticides? Challenges and constraints. *Trends Plant Sci.* **2016**. [CrossRef] [PubMed]
87. Mossa, A.-T.H. Green pesticides: Essential oils as biopesticides in insect-pest management. *J. Environ. Sci. Technol.* **2016**, *9*, 354–378. [CrossRef]
88. ADAPPT. African Dryland Alliance for Pesticidal Plant Technologies. Available online: <http://projects.nri.org/adappt/> (accessed on 1 November 2020).
89. OPTIONs. Optimising Pesticidal Plants: Technology Innovation, Outreach and Networks. Available online: <http://projects.nri.org/options/9-about-the-project> (accessed on 1 November 2020).
90. Sarasan, V.; Kite, G.C.; Sileshi, G.W.; Stevenson, P.C. Applications of phytochemical and in vitro techniques for reducing over-harvesting of medicinal and pesticidal plants and generating income for the rural poor. *Plant Cell. Rep.* **2011**, *30*, 1163–1172. [CrossRef] [PubMed]
91. Sung, H.-Y.; Chi, Y.-L. A knowledge-based system to find over-the-counter medicines for self-medication. *J. Biomed. Inform.* **2020**, *108*, 103504. [CrossRef]
92. One Health Commission. 2019. Available online: <http://www.onehealthcommission.org> (accessed on 1 September 2020).
93. Martin, P.; Sarter, S.; Huchard, M.; Tagne, A.; Ilboudo, Z.; Marnotte, P.; Silvie, P. Connaître les plantes utiles pour l'Agriculture Biologique d'après la littérature: Construction et exploration d'une base de connaissances pour la santé végétale et animale. In *Ecological and Organic Agriculture Strategies for Viable Continental and National Development in the Context of the African Union's Agenda 2063, Scientific Track, Proceedings of the 4th African Organic Conference, Saly Portudal, Senegal, 5–8 November 2018*; Rahmann, G., Olowe, V., Olabiyi, T., Azim, K., Adeoluwa, O., Eds.; Isofar, AfrOnet Publ.: Tanzania, 2018; pp. 137–141. Available online: <https://hal.archives-ouvertes.fr/hal-01956380/> (accessed on 8 November 2018)
94. Kedia, A.; Prakash, B.; Mishra, P.K.; Singh, P.; Dubey, N.K. Botanicals as eco-friendly biorational alternatives of synthetic pesticides against *Callosobruchus* spp. (Coleoptera: Bruchidae)—A review. *J. Food Sci. Technol.* **2015**, *52*, 1239–1257. [CrossRef] [PubMed]
95. Mkenda, P.P.A.; Stevenson, P.C.P.; Ndakidemi, P.; Farman, D.I.; Belmain, S.R. Contact and fumigant toxicity of five pesticidal plants against *Callosobruchus maculatus* (Coleoptera: Chrysomelidae) in stored cowpea (*Vigna unguiculata*). *Int. J. Trop. Insect Sci.* **2015**, *35*, 172–184. [CrossRef]
96. Yang, R.Z.; Tang, C.S. Plants used for pest control in China: A literature review. *Econ. Bot.* **1988**, *42*, 376–406. [CrossRef]
97. Gonzalez-Coloma, A.; Reina, M.; Diaz, C.E.; Fraga, B.M.; Santana-Meridas, O. Natural product-based biopesticides for insect control. *Compr. Nat. Prod. II* **2010**, *3*, 237–268. [CrossRef]
98. Delétré, E.; Schatz, B.; Denis Bourguet, D.; Chandre, F.; Livy Williams, L.; Alain Ratnadass, A.; Martin, T. Prospects for repellent in pest control: Current developments and future challenges. *Chemoecology* **2016**, *26*, 127–142. [CrossRef]
99. Antezana, E.; Kuiper, M.; Mironov, V. Biological knowledge management: The emerging role of the Semantic Web technologies. *Brief. Inform.* **2009**, *10*, 392–407. [CrossRef]
100. Gruber, T.R. A translation approach to portable ontology specification. *Knowl. Acquis.* **1993**, *5*, 199–220. [CrossRef]
101. Lagos-Ortiz, K.; Salas-Zarate, M.; Del, P.; Paredes-Valverde, M.A.; Garcia-Diaz, J.A.; Valencia-Garcia, R. AgriEnt: A knowledge-based web platform for managing insect pests of field crops. *Appl. Sci.* **2020**, *10*, 1040. [CrossRef]
102. Keip, P.; Ouzerdine, A.; Huchard, M.; Silvie, P.; Martin, P. Navigation conceptuelle dans une base de connaissances sur l'usage des plantes en santé animale et végétale. In *Proceedings of the CORIA: Conférence en Recherche d'Informations et Applications*, Lyon, France, 25–29 May 2019.
103. Marchionini, G. Exploratory search: From finding to understanding. *Comm. ACM* **2006**, *49*, 41–46. [CrossRef]
104. Barbut, M.; Monjardet, B. *Ordre et Classification, Algèbre et Combinatoire, Tomes I et II*; Hachette: Paris, France, 1970; pp. 1–374.
105. Ganter, B.; Wille, R. *Formal Concept Analysis, Mathematical Foundations*; Springer: Berlin/Heidelberg, Germany, 1999; pp. 1–284.
106. Wollbold, J.; Guthke, R.; Ganter, B. Constructing a knowledge base for gene regulatory dynamics by formal concept analysis methods. In *Algebraic Biology, Proceedings of the Third International Conference, AB 2008, Castle of Hagenberg, Austria, 31 July–2 August 2008*; Harimoto, K., Regensburger, G., Rosenkranz, M., Yoshida, H., Eds.; Springer: Berlin/Heidelberg, Germany, 2008; pp. 230–244.
107. Nica, C.; Braud, A.; Dolques, X.; Huchard, M.; Le Ber, F. Exploring temporal data using relational concept analysis: An application to hydroecological data. In *Concept Lattices and their Applications (CLA 2016), Proceedings of the Thirteenth International Conference on Concept Lattices and Their Applications, Moscow, Russia, 18–22 July 2016*; Huchard, M., Kuznetsv, S., Eds.; CEUR-WS.org, 2016; pp. 299–311.
108. Tilley, T.; Cole, R.; Becker, P.; Eklund, P.W. *A Survey of Formal Concept Analysis Support for Software Engineering Activities, Formal Concept Analysis 2005, Lecture Notes in Computer Science 3626*; Springer: Berlin/Heidelberg, Germany, 2005; pp. 250–271.
109. Rouane-Hacene, M.; Huchard, M.; Napoli, A.; Valtchev, P. Relational concept analysis: Mining concept lattices from multi-relational data. *Ann. Math. Artif. Intell.* **2013**, *67*, 81–108. [CrossRef]

110. Kaytoue, M.; Codocedo, V.; Buzmakov, A.; Baixeries, J.; Kuznetsov, S.O.; Napoli, A. Pattern structures and concept lattices for data mining and knowledge processing. *ECML/PKDD* **2015**, *3*, 227–231.
111. Dolques, X.; Le Ber, F.; Huchard, M.; Nebut, C. Relational concept analysis for relational data exploration. *Explor. Adv. Knowl. Discov. Manag.* **2016**, *5*, 57–77.
112. Keip, P.; Ferré, S.; Gutierrez, A.; Huchard, M.; Silvie, P.; Martin, P. Practical comparison of FCA extensions to model indeterminate value of ternary data. In *Concept Lattices and their Applications (CLA 2020), Proceedings the Fifteenth International Conference on Concept Lattices and Their Applications, Tallinn, Estonia, 29 June–1 July 2020*; Valverde-Albacete, F.J., Trnecka, M., Eds.; CEUR-WS.org, 2020; pp. 197–208.
113. Gusmão, N.M.S.; de Oliveira, J.V.; Navarro, D.M.d.A.F.; Dutra, K.A.; da Silva, W.A.; Wanderley, M.J.A. Contact and fumigant toxicity and repellency of *Eucalyptus citriodora* Hook., *Eucalyptus staigeriana* F., *Cymbopogon winterianus* Jowitt and *Foeniculum vulgare* Mill. Essential oils in the management of *Callosobruchus maculatus* (Fabr.) (Coleoptera: Chrysomelidae, Bruchinae). *J. Stored Prod. Res.* **2013**, *54*, 41–47.
114. Sharma, P.P.; Roy, R.K.; Anurag; Gupta, D.; Vipin, K.S. *Hyptis suaveolens* (L.) Poit: A phyto-pharmacological review. *Int. J. Chem. Pharm. Sci.* **2013**, *4*, 1–11.
115. Pavunraj, M.; Baskar, K.; Paulraj, M.G.; Ignacimuthu, S.; Janarthanan, S. Phagodeterrence and insecticidal activity of *Hyptis suaveolens* (Poit.) against four important lepidopteran pests. *Arch. Phyt. Plant Prot.* **2014**, *47*, 113–121.
116. Ngom, S.; Diome, T.; Diop, B.; Sembene, M. Effet des extraits aqueux de *Calotropis procera* sur les principaux ravageurs du chou en culture au Sénégal. *Int. J. Biol. Chem. Sci.* **2020**, *14*, 1600–1610. [\[CrossRef\]](#)
117. Rioba, N.R.; Stevenson, P.C. Opportunities and scope for botanical extracts and products for the management of Fall Armyworm (*Spodoptera frugiperda*) for smallholders in Africa. *Plants* **2020**, *9*, 207. [\[CrossRef\]](#) [\[PubMed\]](#)
118. Phambala, K.; Tembo, Y.; Kasambala, T.; Kabambe, V.H.; Stevenson, P.C.; Belmain, S.R. Bioactivity of common pesticidal plants on Fall Armyworm larvae (*Spodoptera frugiperda*). *Plants* **2020**, *9*, 112. [\[CrossRef\]](#) [\[PubMed\]](#)
119. Mutyambai, D.M.; Bass, E.; Luttermoser, T.; Poveda, K.; Midega, C.A.O.; Khan, Z.K.; Kessler, A. More than “Push” and “Pull”? Plant-soil feedbacks of maize companion cropping increase chemical plant defenses against herbivores. *Front. Ecol. Evol.* **2019**, *7*, 217. [\[CrossRef\]](#)
120. D’Annolfo, R.; Barbara Gemmill-Herren, B.; David Amudavi, D.; Shiraku, H.W.; Piva, M.; Garibaldi, L.A. The effects of agroecological farming systems on smallholder livelihoods: A case study on push–pull system from Western Kenya. *Int. J. Agric. Sustain.* **2020**. [\[CrossRef\]](#)
121. Isman, M.B.; Grieneisen, M.L. Botanical insecticide research: Many publications, limited useful data. *Trends Plant. Sci.* **2014**, *19*, 140–145. [\[CrossRef\]](#)
122. Belmain, S.R.; Amoah, B.A.; Nyirenda, S.P.; Kamanula, J.F.; Stevenson, P.C. Highly variable insect control efficacy of *Tephrosia vogelii* chemotypes. *J. Agric. Food Chem.* **2012**, *60*, 10055–10063. [\[CrossRef\]](#)
123. Stevenson, P.C.; Kite, G.C.; Lewis, G.P.; Forest, F.; Nyirenda, S.P.; Belmain, S.R.; Sileshi, G.W.; Veitch, N.C. Distinct chemotypes of *Tephrosia vogelii* and implications for their use in pest control and soil enrichment. *Phytochemistry* **2012**, *78*, 135–146. [\[CrossRef\]](#)
124. Soro, L.C.; Grosmaire, L.; Ocho-Anin Atchibri, A.L.; Munier, S.; Menut, C.; Pelissier, Y. Variabilité de la composition chimique de l’huile essentielle des feuilles de *Lippia multiflora* cultivées en Côte d’Ivoire. *J. Appl. Biosci.* **2015**, *88*, 8180–8193. [\[CrossRef\]](#)
125. Mkindi, A.G.; Tembo, Y.; Ndakidemi, P.A.; Belmain, S.R.; Stevenson, P.C. Phytochemical Analysis of *Tephrosia vogelii* across East Africa reveals three chemotypes that influence its use as a pesticidal plant. *Plants* **2019**, *8*, 597. [\[CrossRef\]](#)
126. Ribeiro, L.d.P.; de Souza, C.M.; Bicalho, K.U.; Baldin, E.L.L.; Forim, M.R.; Fernandes, J.B.; Vendramim, J.D. The potential use of *Annona* (Annonaceae) by products as a source of botanical insecticides. *Boletim SEEA* **2017**, *2*, 26–29.
127. Bernardi, D.; Ribeiro, L.; Andreazza, F.; Neitzke, C.; Oliveira, E.E.; Botton, M.; Nava, D.E.; Vendramim, J.D. Potential use of *Annona* by products to control *Drosophila suzukii* and toxicity to its parasitoid *Trichopria anastrephae*. *Ind. Crops Prod.* **2017**, *110*, 30–35. [\[CrossRef\]](#)
128. Rivera-Vega, L.; Krosse, S.; de Graaf, R.M.; Garvi, J.; Garvi-Bode, R.D.; van Dam, N.M. Allelopathic effects of glucosinolate breakdown products in Hanza [*Boscia senegalensis* (Pers.) Lam.] processing waste water. *Front. Plant Sci.* **2015**, *6*, 532. [\[CrossRef\]](#) [\[PubMed\]](#)
129. Guèye, M.T.; Seck, D.; Ba, S.; Hell, K.; Sembene, M.; Wathelet, J.-P.; Lognay, G. Insecticidal activity of *Boscia senegalensis* (Pers.) Lam ex Poir. on *Caryedon serratus* (Ol.) pest of stored groundnuts. *Afr. J. Agric. Res.* **2011**, *6*, 6348–6353. [\[CrossRef\]](#)
130. Pavela, R.; Murugan, K.; Canale, A.; Benelli, G. *Saponaria officinalis* –synthesized silver nanocrystals as effective biopesticides and oviposition inhibitors against *Tetranychus urticae* Koch. *Ind. Crops Prod.* **2017**, *97*, 338–344. [\[CrossRef\]](#)
131. Rocha, A.G.; Oliveira, B.M.S.; Melo, C.R.; Sampaio, T.S.; Blanck, A.F.; Lima, A.D.; Nunes, R.S.; Araújo, A.P.A.; Cristaldo, P.F.; Bacci, L. Lethal effect and behavioural responses of leaf-cutting ants to essential oil of *Pogostemon cablin* (Lamiaceae) and its nanoformulation. *Neotrop. Entomol.* **2018**, *47*, 769–779. [\[CrossRef\]](#)
132. De Oliveira, J.L.; Campos, E.V.R.; Fraceto, L.F. Recent developments and challenges for nanoscale formulation of botanical pesticides for use in sustainable agriculture. *J. Agric. Food Chem.* **2018**, *66*, 8898–8913. [\[CrossRef\]](#) [\[PubMed\]](#)
133. Chaudhari, A.K.; Dwivedy, A.K.; Singh, V.K.; Das, S.; Singh, A.; Dubey, N.K. Essential oils and their bioactive compounds as green preservatives against fungal and mycotoxin contamination of food commodities with special reference to their nanoencapsulation. *Environ. Sci. Poll. Res.* **2019**, *26*, 25414–25431. [\[CrossRef\]](#)
134. Neuwinger, H.D. Plants used for poison fishing in tropical Africa. *Toxicon* **2004**, *44*, 417–430. [\[CrossRef\]](#)

135. Xavier, V.M.; Message, D.; Picanço, M.C.; Chediak, M.; Santana Júnior, P.A.; Ramos, R.S.; Martins, J.C. Acute toxicity and sublethal effects of botanical insecticides to honey bees. *J. Insect Sci.* **2015**, *15*, 137. [\[CrossRef\]](#)
136. Tunca, H.; Kiliçer, N.; Özkan, C. Side-effects of some botanical insecticides and extracts on the parasitoid, *Venturia canescens* (Grav.) (Hymenoptera: Ichneumonidae). *Türk. Entomol. Derg.* **2012**, *36*, 205–2014.
137. Tunca, H.; Kiliçer, N.; Özkan, C. Toxicity and repellent effects of some botanical insecticides on the egg-larval parasitoid *Chelonus oculator* Panzer (Hymenoptera: Braconidae). *Sci. Res. Essays* **2014**, *9*, 106–113.
138. Qi, B.; Gordon, G.; Gimme, W. Effects of neem-fed prey on the predacious insects *Harmonia conformis* (Boisduval) (Coleoptera: Coccinellidae) and *Mallada signatus* (Schneider) (Neuroptera: Chrysopidae). *Biol. Control* **2001**, *22*, 185–190. [\[CrossRef\]](#)
139. Medina, P.; Budia, F.; Del Estal, P.; Viñuela, E. Influence of azadirachtin, a botanical insecticide, on *Chrysoperla carnea* (Stephens) reproduction: Toxicity and ultrastructural approach. *J. Econ. Entomol.* **2004**, *97*, 43–50. [\[CrossRef\]](#) [\[PubMed\]](#)
140. Kraiss, H.; Cullen, E.M. Insect growth regulator effects of azadirachtin and neem oil on survivorship, development and fecundity of *Aphis glycines* (Homoptera: Aphididae) and its predator, *Harmonia axyridis* (Coleoptera: Coccinellidae). *Pest Manag. Sci.* **2008**, *64*, 660–668. [\[CrossRef\]](#)
141. Randrianarivo, H.R.; Ratsimanohatra, H.C.; Razafindrakoto, A.R.; Rajemiarimoelisoa, C.F.; Randriamampianina, L.J.; Ramamonjisoa, L.; Rakoto, D.A.D.; Jeannoda, V.L. Phytotoxic property of seed methanolic extracts from *Albizia* (Fabaceae) endemic species of Madagascar. *J. Plant Sci.* **2014**, *2*, 256–265.
142. Keip, P.; Gutierrez, A.; Huchard, M.; Le Ber, F.; Sarter, S.; Silvie, P.; Martin, P. Effects of input data formalisation in relational concept analysis for a data model with a ternary relation. In *Lecture Notes in Computer Science*; Cristea, D., Le Ber, F., Sertkaya, B., Eds.; International Conference on Formal Concept Analysis (ICFCA 2009); Springer: Cham, Switzerland, 2019; Volume 11511, pp. 191–207. [\[CrossRef\]](#)
143. Bazin, A.; Carbonnel, J.; Huchard, M.; Kahn, G.; Keip, P. On-demand Relational Concept Analysis. In *Lecture Notes in Computer Science*; Cristea, D., Le Ber, F., Sertkaya, B., Eds.; International Conference on Formal Concept Analysis (ICFCA 2009); Springer: Cham, Switzerland, 2019; Volume 11511, pp. 155–172. [\[CrossRef\]](#)
144. Blanchart, E.; Villenave, C.; Viallatoux, A.; Barthès, B.; Girardin, C.; Azontonde, A.; Feller, C. Long-term effect of a legume cover crop (*Mucuna pruriens* var. *utilis*) on the communities of soil macrofauna and nematofauna, under maize cultivation, in southern Benin. *Europ. J. Soil Biol.* **2006**, *42*, 136–144. [\[CrossRef\]](#)
145. Couédel, A.; Kirkegaard, J.; Alletto, L.; Justes, E. Crucifer-legume cover crop mixtures for biocontrol: Toward a new multi-service paradigm. *Adv. Agron.* **2019**. [\[CrossRef\]](#)
146. Ben-Issa, R.; Gomez, L.; Gautier, H. Companion plants for aphid pest management. *Insects* **2017**, *8*, 112. [\[CrossRef\]](#)
147. Amoabeng, B.W.; Johnson, A.C.; Gurr, G.M. Natural enemy enhancement and botanical insecticide source: A review of dual companion plants. *Appl. Entomol. Zool.* **2019**, *54*, 1–19. [\[CrossRef\]](#)
148. Pavela, R. Essential oils for the development of eco-friendly mosquito larvicides: A review. *Ind. Crops Prod.* **2015**, *76*, 174–187. [\[CrossRef\]](#)
149. Benelli, G. Plan-borne ovicides in the fight against mosquito vectors of medical and veterinary importance: A systematic review. *Parasitol. Res.* **2015**, *114*, 3201–3212. [\[CrossRef\]](#) [\[PubMed\]](#)
150. Pavela, R.; Maggi, F.; Iannarelli, R.; Benelli, G. Plant extracts for developing mosquito larvicides: From laboratory to the field, with insights on the modes of action. *Acta Trop.* **2019**, *193*, 236–271. [\[CrossRef\]](#) [\[PubMed\]](#)
151. Reverter, M.; Sarter, S.; Caruso, D.; Avarre, J.-C.; Combe, M.; pepey, E.; Pouyaud, L.; Vega-Heredía, S.; de Verdal, H.; Gozlan, R.E. Aquaculture at the crossroads of global warming and antimicrobial resistance. *Nat. Commun.* **2020**, *11*, 1870. [\[CrossRef\]](#)
152. Wunderlich, A.C.; Zica, E.d.O.P.; Ayres, V.F.d.S.; Guimarães, A.C.; Takeara, R. *Plant-Derived Compounds as an Alternative Treatment against Parasites in Fish Farming: A Review*; IntechOpen: London, UK, 2017; pp. 115–135. [\[CrossRef\]](#)
153. Ahmad, M.H.; Abdel-Tawwab, M. The use of caraway seed meal as a feed additive in fish diets: Growth performance, feed utilization, and whole-body composition of Nile tilapia, *Oreochromis niloticus* (L.) fingerlings. *Aquaculture* **2011**, *314*, 110–114. [\[CrossRef\]](#)
154. Harikrishnan, R.; Balasundaram, C.; Heo, M.S. Impact of plant products on innate and adaptive immune system of cultured finfish and shellfish. *Aquaculture* **2011**, *317*, 1–15. [\[CrossRef\]](#)
155. Givskov, M.; de Nys, R.; Manefield, M.; Gram, L.; Maximilien, R.; Eberl, L.; Molin, S.; Steinberg, P.D.; Kjelleberg, S. Eukaryotic interference with homoserine lactone-mediated prokaryotic signalling. *J. Bacteriol.* **1996**, *178*, 6618–6622. [\[CrossRef\]](#)
156. Defoirdt, T.; Crab, R.; Wood, T.K.; Sorgeloos, P.; Verstraete, W.; Bossier, P. Quorum sensing-disrupting brominated furanones protect the gnotobiotic brine shrimp *Artemia franciscana* from pathogenic *Vibrio harveyi*, *Vibrio campbellii*, and *Vibrio parahaemolyticus* isolates. *Appl. Environ. Microbiol.* **2006**, *72*, 6419–6423. [\[CrossRef\]](#)
157. Rasch, M.; Buch, C.; Austin, B.; Slierendrecht, W.J.; Ekmann, K.S.; Larsen, J.L.; Johansen, C.; Riedel, K.; Eberl, L.; Givskov, M.; et al. An inhibitor of bacterial quorum sensing reduces mortalities caused by Vibriosis in rainbow trout (*Oncorhynchus mykiss*, Walbaum). *Syst. Appl. Microbiol.* **2004**, *27*, 350–359. [\[CrossRef\]](#) [\[PubMed\]](#)
158. Kiran, G.S.; Hassan, S.; Sajayan, A.; Selvin, J. Quorum quenching compounds from natural sources. In *Bioresources and Bioprocess in Biotechnology*; Springer: Singapore, 2017; pp. 351–364.
159. Gormo, J.; Nizesete, B.D. Des végétaux et leurs usages chez les peuples du Nord-Cameroun: Sélection et mode d'emploi du XIXe au XXe siècle. *História Ciências Saúde Manginhos* **2013**, *20*, 587–607. [\[CrossRef\]](#)

-
160. Tiétiambou, F.R.S.; Lykke, A.M.; Korbéogo, G.; Thiombiano, A.; Ouédraogo, A. Perceptions et savoirs locaux sur les espèces oléagineuses locales dans le Kénédougou, Burkina Faso. *Bois et Forêts des Trop.* **2016**, *327*, 39–50. [[CrossRef](#)]
 161. Ratnadass, A.; Zakari-Moussa, O.; Salha, H.; Minet, J.; Seyfoulaye, A.A. *Noorda blitealis* Walker, un ravageur majeur du Moringa au Niger (Lepidoptera, Crambidae). *Bull. Soc. Entomol. Fr.* **2011**, *116*, 401–404.
 162. Cilliers, C.J.; Neser, S. Biological control of *Lantana camara* (Verbenaceae) in South Africa. *Agric. Ecosyst. Environ.* **1991**, *37*, 57–75. [[CrossRef](#)]
 163. Martin, P.; Silvie, P.; Marnotte, P.; Goebel, F.-R. A decision support system for determining sugarcane pest reservoir. *Sugar Tech* **2020**, *22*, 655–661. [[CrossRef](#)]