

# A first search for coincident gravitational waves and high energy neutrinos using LIGO, Virgo and ANTARES data from 2007

The ANTARES collaboration, the LIGO scientific collaboration and the Virgo collaboration

E-mail: [antares.spokesperson@in2p3.fr](mailto:antares.spokesperson@in2p3.fr), [lsc-spokesperson@ligo.org](mailto:lsc-spokesperson@ligo.org),  
[virgo-spokesperson@ego-gw.it](mailto:virgo-spokesperson@ego-gw.it), [Irene.DiPalma@aei.mpg.de](mailto:Irene.DiPalma@aei.mpg.de),  
[thierry.pradier@iphc.cnrs.fr](mailto:thierry.pradier@iphc.cnrs.fr)

Received April 8, 2013

Accepted April 22, 2013

Published June 7, 2013

**Abstract.** We present the results of the first search for gravitational wave bursts associated with high energy neutrinos. Together, these messengers could reveal new, hidden sources that are not observed by conventional photon astronomy, particularly at high energy. Our search uses neutrinos detected by the underwater neutrino telescope ANTARES in its 5 line configuration during the period January - September 2007, which coincided with the fifth and first science runs of LIGO and Virgo, respectively. The LIGO-Virgo data were analysed for candidate gravitational-wave signals coincident in time and direction with the neutrino events. No significant coincident events were observed. We place limits on the density of joint high energy neutrino - gravitational wave emission events in the local universe, and compare them with densities of merger and core-collapse events.

**Keywords:** gravitational waves / experiments, neutrino astronomy

**ArXiv ePrint:** [1205.3018](https://arxiv.org/abs/1205.3018)

---

**Contents**

<b>1</b>	<b>Introduction</b>	<b>2</b>
<b>2</b>	<b>Candidate sources for high-energy neutrino and gravitational wave emission</b>	<b>3</b>
2.1	Canonical long gamma-ray bursts from massive stars	4
2.2	Low-luminosity GRBs and engine-driven supernovae	5
2.3	Mergers and short gamma-ray bursts	6
2.4	Bursting magnetars	7
2.5	Cosmic string kinks and cusps	7
<b>3</b>	<b>GW and HEN detectors</b>	<b>8</b>
3.1	The ANTARES neutrino telescope	8
3.2	Network of interferometers	9
3.2.1	LIGO	9
3.2.2	Virgo	9
3.3	Joint data taking periods	9
<b>4</b>	<b>Selection of HEN candidates</b>	<b>10</b>
4.1	HEN data sample	10
4.2	Trigger levels	10
4.3	Reconstruction strategy	11
4.3.1	Description of the algorithm	11
4.3.2	Azimuthal degeneracy of the reconstruction	11
4.4	Criteria for HEN event selection	12
4.5	Angular error	12
4.6	Analysis sensitivity and selected HEN candidates	13
<b>5</b>	<b>GW search method</b>	<b>15</b>
5.1	Search procedure	15
5.2	GW event analysis	15
5.3	GW search optimisation	16
5.4	Low-frequency and high-frequency GW analyses	17
<b>6</b>	<b>Coincident search results</b>	<b>17</b>
6.1	Per-HEN GW candidates	17
6.2	Search for a cumulative excess: binomial test	18
6.3	GW upper limits	19
6.3.1	Injected waveforms	19
6.3.2	Exclusion distances	20
<b>7</b>	<b>Astrophysical implications</b>	<b>20</b>
7.1	Upper limits on GW-HEN populations	21
7.2	Comparison of limits with existing estimates	22
<b>8</b>	<b>Conclusions</b>	<b>22</b>
	<b>The ANTARES collaboration</b>	<b>33</b>
	<b>The LIGO and the Virgo collaboration</b>	<b>33</b>

---

## 1 Introduction

Multi-messenger astronomy is entering a stimulating period with the recent development of experimental techniques that will open new windows of cosmic radiation observation in all its components. In particular, both high-energy ( $\gg$  GeV) neutrinos (HENs) and gravitational waves (GWs), neither of which have yet been directly observed from astrophysical sources, are becoming new tools for exploring the Universe.

While HENs are expected to be produced in interactions between relativistic protons and the external radiation field of the source (e.g., [85, 146]), GWs carry information on the intricate multi-dimensional dynamics in the source's central regions (e.g., [58]). HENs and GWs are thus complementary messengers.

Simultaneous emission of GWs and HENs has been proposed in a range of cataclysmic cosmic events including gamma-ray bursts (GRBs), core-collapse supernovae (CCSNe), soft-gamma repeater outbursts (SGRs), and, potentially, cosmic string cusps in the early universe.

Observational constraints on HEN and GW emission from some of these phenomena have already been obtained. The IceCube collaboration recently placed limits on the HEN emission in GRBs [8, 10, 11], SGRs and blazars [13], and jet-driven CCSNe [12] using data from the IceCube detector at various levels of completion. Similarly, the ANTARES Collaboration has placed limits on the HEN flux from gamma-ray flaring blazars [25] and GRBs [24], as well as a diffuse muon neutrino flux from extragalactic sources [33]. These limits, however, do not yet strongly constrain HEN emission and ultra-high-energy cosmic-ray production in relativistic outflows [80, 85, 99]. The LIGO Scientific Collaboration and Virgo placed limits on the GW emission in GRBs [1, 6, 20] and SGRs [4, 15, 19]. The exclusion distances of these searches were, however, not sufficiently large to expect a GW detection.

The above HEN and GW searches used timing and sky location information from observations of events in the electromagnetic spectrum. A potentially large subset of GW and HEN sources may be intrinsically electromagnetically faint, dust-obscured, or missed by telescopes, but sufficiently luminous in GWs and HEN to be detected. Such sources may include, but are not limited to, partially or completely choked GRBs with, perhaps, only mildly relativistic jets [38, 113, 130, 143], relativistic shock breakout in compact CCSN progenitor stars [147], and cosmic string cusps [45, 59, 134].

Searches for HENs and GWs from such events have thus far relied on blind (i.e., untriggered) all-sky searches. An all-sky search for point sources of HENs in IceCube data was performed [13] and a similar study was carried out with ANTARES data [26]. LIGO and Virgo have carried out a number of all-sky searches for GWs. The most recent and most sensitive such search for model-independent GW bursts was published in [5], whereas the most recent allsky search for binary inspiral-merger can be found in [7]. All-sky model-dependent constraints on cosmic string GW emission have been placed [17]. The sensitivity of such blind all-sky searches is limited by a much larger background compared to searches based on timing and sky locations from electromagnetic observations.

A search for *temporally and spatially coincident* HEN and GW signals is a strong alternative to electromagnetically triggered or blind all-sky analyses that search for GWs or HENs individually. Such a search is independent of bias from electromagnetic observations, but still enjoys a much reduced background thanks to timing and sky location constraints. A similar idea has been used in the follow-up of candidate GW events by the low-energy neutrino detector LVD [29]. A joint GW-HEN search was first proposed in [39] and [127], and constraints on joint GW-HEN signals based on the interpretation of independent GW

and HEN observational results were derived in [43]. Here we present the first direct search for coincident GW-HEN events, using data taken by the ANTARES HEN telescope and by the LIGO and Virgo GW observatories from January to September 2007. At this time, ANTARES was still under construction and operating with only 5 active lines. At the same time, the fifth LIGO science run (S5) and the first Virgo science run (VSR1) were carried out. This was the first joint run of the LIGO-Virgo network with the detectors operating near their design sensitivities.

The basic principle of the analysis presented here is that of a “triggered” search: HEN candidates are identified in the ANTARES data, then the GW data around the time of the HEN event are analyzed for a GW incident from the HEN estimated arrival direction. This method has been applied previously in searches for GWs associated with GRB triggers [6, 20]. It has been shown to have a distance reach up to a factor of 2 larger [6] than a blind all-sky search of the GW data, due to the reduced background. The expected rate of detections depends also on the beaming of the trigger signal, since the triggered search is only sensitive to the subset of sources oriented towards Earth. The comparison of the analysis method used in this paper to the LIGO-Virgo blind all-sky search [5] has been done in [144], and predicts a detection rate for the triggered search of between 0.1 and 6 times that of the blind search for beaming angles in the range  $5^\circ$ – $30^\circ$ . These numbers are broadly consistent with estimates for the special case of dedicated matched-filter searches for compact binary coalescence signals associated with short GRBs [e.g., 54, 63, 89, 116] after rescaling for a smaller distance improvement factor (typically  $\sim 1.3$ , due to the better inherent background rejection of these specialised searches). In either case, most of the GW events found by the triggered search will be new detections not found by the all-sky blind search, illustrating the value of the triggered search even when the relative detection rate is low [144].

We analyze a total of 158 HEN events detected at times when two or more of the LIGO-Virgo detectors were operating. ANTARES is sensitive to HENs with energies greater than  $\sim 100$  GeV [27]. The LIGO-Virgo analysis targets model-independent burst GW signals with durations  $\lesssim 1$  s and frequencies in the 60 Hz to 500 Hz band. The GW search is extended in frequency up to 2000 Hz only for a subset of the HEN events, because the computational cost of such a search with the current GW analysis pipeline is prohibitive.

Statistical analyses of the HEN sample show no sign of associated GW bursts.

This paper is organized as follows. In section 2 we discuss sources of coincident HEN and GW emission and expected prospects for their detection. In section 3 we describe the ANTARES, LIGO, and Virgo detectors and the joint data taking period. Section 4 describes how the HEN sample was selected. Section 5 describes the search for GWs coincident in time and direction with the HEN events. We present the results of the search in section 6. We discuss the astrophysical implications of the results in section 7 and conclude with considerations of the potential for future joint GW-HEN searches.

## 2 Candidate sources for high-energy neutrino and gravitational wave emission

HEN emission is expected from baryon-loaded relativistic astrophysical outflows. In the most common scenario (e.g., [146]), Fermi-accelerated relativistic protons interact with high-energy outflow photons in  $p\gamma$  reactions leading to pions or kaons, whose decay results in neutrinos, e.g.,  $\pi^+ \rightarrow \mu^+ + \nu_\mu \rightarrow e^+ + \nu_e + \bar{\nu}_\mu + \nu_\mu$ , which is the dominant process (see, e.g., [149]). This gives  $(\nu_e + \bar{\nu}_e : \nu_\mu + \bar{\nu}_\mu : \nu_\tau + \bar{\nu}_\tau)$  production ratios of  $(1 : 2 : 0)$ , changing to approximately

(1 : 1 : 1) at Earth due to flavor oscillations (e.g., [40]). The HEN spectrum depends on the spectrum of the accelerated protons (e.g., [8, 76, 85]) and, thus, on the properties of the astrophysical source. In this section, we provide estimates of the sensitivity of the 5-line ANTARES detector for HENs from the various potential sources by estimating the probability  $P = X\%$  that at least one HEN is detected for a source at a given distance  $d_X$ .

GW emission occurs, at lowest and generally dominant order, via accelerated quadrupolar mass-energy dynamics. The coupling constant in the standard quadrupole formula for GW emission (e.g., [140]) is  $Gc^{-4} \approx 10^{-49} \text{ s}^2 \text{ g}^{-1} \text{ cm}^{-1}$  and the directly detectable GW strain scales with (distance) $^{-1}$ . For example, a source at 10 Mpc needs a quadrupole moment of  $\sim 1 M_\odot \times (100 \text{ km})^2$  that is changing on a millisecond timescale to be detectable by a GW detector sensitive to a strain of  $10^{-21}$ . Equivalently, the minimum GW energy emission detectable by the LIGO-Virgo network at this distance is approximately  $E_{\text{GW}} \simeq 10^{-2} M_\odot c^2$  to  $10 M_\odot c^2$  for frequencies between 100 Hz and 1000 Hz [5].

In the following, we discuss a number of astrophysical scenarios in which both HENs and GWs may be emitted at detectable levels.

## 2.1 Canonical long gamma-ray bursts from massive stars

Long-duration GRBs (LGRBs;  $T_{90} \gtrsim 2 \text{ s}$ ;  $T_{90}$  is the time over which 90% of the  $\gamma$  counts are detected) are observationally implicated to be related to the collapse of massive stars normally leading to core-collapse supernova explosions [83, 110]. Typical LGRBs are strongly beamed and most likely have jets with Lorentz factors  $\Gamma \gtrsim 100$  and isotropic equivalent luminosities of  $10^{51} \text{ erg s}^{-1}$  to  $10^{53} \text{ erg s}^{-1}$  [68, 107, 123]. LGRBs are detected at a rate of order 1/(few days) by  $\gamma$ -ray monitors on satellite observatories such as Swift/BAT [42, 69] and Fermi/GBM [46, 105]. It is important to note, however, that Swift/BAT and Fermi/GBM miss  $\sim 90\%$  and  $\sim 40\%$  of the prompt emission of all GRBs, respectively. This is due to limited fields of view, technical downtime, and orbital passes through the South Atlantic Anomaly. A nearby (say  $\sim 10 \text{ Mpc}$ ) LGRB will have a bright multi-wavelength afterglow and may be accompanied by a CCSN (see section 2.2), but a significant fraction of local CCSNe may have been missed by CCSN surveys based on galaxy catalogs [104].

The central engine of LGRBs is expected to either be a *collapsar* (a black hole with an accretion disk; [103, 150]) or a *millisecond magnetar* (an extremely rapidly spinning, extremely magnetized neutron star; e.g., [109]). In both scenarios, HEN emission may result from a relativistic expanding fireball. HENs may begin to be produced even before the jet breaks out of the stellar envelope [128] and may continue well into the afterglow phase [112].

HEN emission from canonical LGRBs is expected to have appreciable flux for energies in the range 100 GeV to 100 TeV. For a LGRB at  $\sim 50 \text{ Mpc}$  ( $\sim 10 \text{ Mpc}$ ) one would expect of order 1 (100) HEN events in a  $\text{km}^3$ -scale water- or ice-Cherenkov detector (e.g., [8, 76, 85, 146]). Based on the flux predictions of [76], the probability for detection in the 5-line ANTARES detector can be estimated to be  $\sim 50\%$  for a source at 10 Mpc, which decreases to  $\sim 2\%$  for a source at 50 Mpc. Note that these are most likely optimistic estimates, since more detailed analyses suggest lower HEN fluxes from GRBs [e.g., 85].

The most extreme scenario for GW emission in LGRBs is dynamical fragmentation of a collapsing extremely rapidly differentially spinning stellar core into a coalescing system of two protoneutron stars [61, 93]. Such a scenario may be unlikely given model predictions for the rotational configuration of GRB progenitor stars [e.g., 151]. Its GW emission, however, would be very strong, leading to emitted energies  $E_{\text{GW}} \sim 10^{-2} M_\odot c^2$  to  $10^{-1} M_\odot c^2$  in the

50 Hz to 1000 Hz frequency band of highest sensitivity of the initial LIGO/Virgo detectors, which could observe such an event out to approximately 20 Mpc to 40 Mpc [6, 7].

In more moderate scenarios backed by computational models, GW emission from LGRBs is likely to proceed, at least initially, in a very similar fashion as in a rapidly spinning CCSN [67, 95, 118]. If a black hole with an accretion disk forms, a second phase of GW emission may come from various hydrodynamic instabilities in the accretion disk [e.g., 92, 124, 141].

In the initial collapse of the progenitor star’s core, a rapidly rotating protoneutron star is formed. In this process, a linearly-polarized GW signal is emitted with typical GW strains  $|h| \sim 10^{-21}$  to  $10^{-20}$  at a source distance of 10 kpc and emitted energies  $E_{\text{GW}} \sim 10^{-8} M_{\odot} c^2$  to  $10^{-7} M_{\odot} c^2$  between 100 Hz and 1000 Hz [64, 120]. This part of the GW signal will only be detectable for Galactic events and is thus not relevant here.

In its early evolution, the protoneutron star (or protomagnetar, depending on its magnetic field) may be spinning near breakup. This can induce various rotational instabilities that induce ellipsoidal deformations of the protoneutron star, leading to strong, quasi-periodic, elliptically-polarized GW emission [55, 66, 67, 118, 131]. A typical GW strain for a deformed protoneutron star of  $1.4 M_{\odot}$  and radius of 12 km, spinning with a period of 1 ms may be  $h \sim \text{few} \times 10^{-22}$  at 10 Mpc. If the deformation lasted for 100 ms,  $E_{\text{GW}} \sim 10^{-1} M_{\odot} c^2$  would be emitted at 2000 Hz [66].

In the collapsar scenario, accretion onto the protoneutron star eventually leads to its collapse to a spinning black hole [117]. This and the subsequent ringdown of the newborn black hole leads to a GW burst at  $\text{few} \times 10^2$  Hz to  $\text{few} \times 10^3$  Hz with  $h \sim 10^{-20}$  at 10 kpc and  $E_{\text{GW}} \sim 10^{-7} M_{\odot} c^2$ . It is thus detectable only for a Galactic source [119].

More interesting are hydrodynamic instabilities in the accretion disk/torus that forms after seconds of hyperaccretion onto the newborn black hole. The inner parts of the disk are hot, efficiently neutrino cooled and thus thin [e.g., 126] while the outer regions are inefficiently cooled and form a thick accretion torus. Gravitational instability may lead to fragmentation of this torus into one or multiple overdense regions that may could condense to neutron-star-like objects and then inspiral into the central black hole [124]. For a source at 10 Mpc, a  $1 M_{\odot}$  fragment and a  $8 M_{\odot}$  central black hole, this would yield strains of  $h \sim \text{few} \times 10^{-22}$  and emitted energies in the most sensitive band of  $\sim 10^{-3} M_{\odot} c^2$  to  $10^{-2} M_{\odot} c^2$ .

The accretion torus may be unstable to the Papaloizou-Pringle instability or to co-rotation-type instabilities [121, 122].  $h \sim 10^{-21}$  to  $10^{-20}$  was estimated in [92] for a source at 10 Mpc and GW frequencies of 100 Hz to 200 Hz for a  $m = 1$  — dominated non-axisymmetric disk instability in a disk around a  $10 M_{\odot}$  black hole. This corresponds to  $E_{\text{GW}}$  of order  $10^{-2} M_{\odot} c^2$  to  $10^{-1} M_{\odot} c^2$ .

In the speculative suspended accretion model for GRB accretion disks [141], low-order turbulence powered by black-hole spindown may emit strong GWs. In the frequency domain, this results in an anti-chirp behavior, since most of the emission is expected to occur near the innermost stable orbit, which moves out in radius as the black hole is spun down. Simple estimates suggest GW strains  $h \sim 10^{-21}$  at 10 Mpc and frequencies in the 100 Hz to 1000 Hz band. Depending on the initial black hole spin,  $E_{\text{GW}}$  could be of order  $1 M_{\odot} c^2$ .

## 2.2 Low-luminosity GRBs and engine-driven supernovae

Low-luminosity GRBs (LL-GRBs; also frequently referred to as X-ray flashes) form a subclass of long GRBs with low  $\gamma$ -ray flux (e.g., [57, 83, 110]). LL-GRBs are much more easily missed by observations than LGRBs (see section 2.1) and the small observable volume (due

to their low luminosity) suggests an event rate that may be significantly higher than the rate of canonical LGRBs [52, 97, 100, 135, 142]. Five of the seven GRBs that have been unambiguously associated with a CCSN are LL-GRBs [83, 110, 152]. Moreover, all GRB-CCSNe are highly energetic and of the spectroscopic type Ic-bl subclass. Ic indicates a compact hydrogen/helium poor progenitor star and the postfix -bl stands for “broad line,” because they have relativistically Doppler-broadened spectral features.

Type Ic-bl CCSNe occur also without LL-GRB or LGRB, but are frequently identified as *engine-driven CCSNe* that exhibit luminous radio emission [e.g., 135, 136].

Theory suggests (e.g., [50, 51, 90, 96]) that the transition between engine-driven CCSNe, LL-GRBs with CCSNe, and canonical LGRBs may be continuous. All are likely to be driven by a central engine that launches a collimated bipolar jet-like outflow and their variety may simply depend on the power output and duration of central engine operation [50, 96]. The power output of the engine determines the energy of the jet and its Lorentz factor. The duration of the central engine’s operation determines if the jet can leave the progenitor star and make a normal LGRB. If it fails to emerge, the LGRB is “choked” and a more isotropic energetic CCSN explosion is likely to result. As suggested by [50], the relativistic shock breakout through the stellar surface could then be responsible for a LL-GRB.

The GW emission processes that may be active in LL-GRBs and engine-driven CCSNe are most likely very similar to the LGRB case discussed in section 2.1 and we shall not consider them further here. HEN emission is expected from the entire range of stellar collapse outcomes involving relativistic flows. Since LL-GRBs and engine-driven CCSNe are most likely much more frequent than canonical LGRBs, much effort has been devoted to understanding the HEN emission from such events [38, 84, 108, 112, 113, 128–130, 143, 147]. It is worthwhile to consider the probability of detection of HENs in the 5-line ANTARES detector from LL-GRBs and engine-driven CCSNe, in which mildly relativistic jets are likely to be involved. The detection probability depends strongly on the energy and the Lorentz factor of the jet. Using the reference parameters of [38],  $\Gamma = 3$  and  $E_{\text{jet}} = E_0 \approx 3 \times 10^{51}$  erg, the detection probability is  $\sim 50\%$  at  $d_{50} = 1$  Mpc.

### 2.3 Mergers and short gamma-ray bursts

Short-duration GRBs (SGRBs;  $T_{90} \lesssim 2$  s) are rarer than LGRBs and expected to result from double neutron star (NS-NS) and/or neutron star - black hole (BH-NS) mergers [e.g., 68, 114]. The isotropic equivalent energy of SGRBs is 2 to 3 orders of magnitude smaller than the energy of LGRBs. Their jets have most likely lower Lorentz factors of  $\Gamma \sim 10$  to 50 and wider opening angles. Due to their short duration and low isotropic equivalent energy, SGRBs are much easier to miss observationally than LGRBs and their observable volume is much smaller.

The efficiency of HEN emission in SGRBs depends on the efficiency of proton acceleration, the  $\gamma$ -ray flux, and the SGRB variability time scale [114]. For a simple estimate of the detection probability in the 5-line ANTARES detector, one may resort to the HEN flux estimates of [76] (but see [85] for refined results). Assuming a jet with  $\Gamma = 300$ ,  $E_{\text{jet}} = 2 \times 10^{50}$  erg, one finds a distance  $d_{10} \sim 10$  Mpc at which the probability of HEN detection by the 5-line ANTARES detector is 10%. Hence, only the closest and/or the most powerful SGRBs may be detectable.

The GW emission from NS-NS and BH-NS mergers is well studied [see 65, 133, for reviews]. Most of the emission comes from the late inspiral and merger phase during which the binary sweeps through the 50 Hz to 1000 Hz band of highest sensitivity of LIGO/Virgo.

The total emitted  $E_{\text{GW}}$  is of order  $10^{-2} M_{\odot} c^2$  to  $10^{-1} M_{\odot} c^2$ . At the time of this analysis the LIGO/Virgo network had maximum sensitive distances of  $\sim 30$  Mpc for equal-mass NS-NS binaries and  $\sim 50$  Mpc for a BH-NS binary with a mass ratio of 4 : 1, and a dedicated merger search on this data did not find any evidence for GW candidates [2].

## 2.4 Bursting magnetars

Soft-gamma repeaters (SGRs) and anomalous X-ray pulsars are X-ray pulsars with quiescent soft ( $2 - 10$  keV) periodic X-ray emissions with periods ranging from 5 to 10 s. They exhibit repetitive outbursts lasting  $\sim 0.1$  s which reach peak luminosities of  $\sim 10^{42}$  erg s $^{-1}$  in X-rays and  $\gamma$ -rays. There are a number of known SGRs and anomalous X-ray pulsars [86, 106], some of which have had rare hard spectrum giant flares with luminosities of up to  $10^{47}$  erg s $^{-1}$ . The favoured model for these objects is a magnetar, a neutron star with an extreme magnetic field of  $B \sim 10^{15}$  G. Giant flares are believed to be caused either by magnetic stresses fracturing the magnetar crust and leading to a large-scale rearrangement of the internal field [139] or by a large-scale rearrangement of the magnetospheric field due to magnetic reconnection [70, 102]. The sudden release of energy and magnetic field rearrangement lead to the creation and acceleration of pair plasma that may have some baryon loading, thus leading to the emission of HENs in  $p\gamma$  reactions [78]. The detectability of the 2004 giant flare of the Galactic SGR 1806-20 by HEN detectors was estimated in [88]: detectors such as IceCube and ANTARES should detect multiple HEN events from similar Galactic SGR eruptions, provided the baryon loading is sufficiently high. The AMANDA-II detector, which was operating during the giant flare of SGR 1806-20, did not detect HENs [23]. A search of IceCube data for HENs from regular (non-giant) Galactic SGR flares also found no significant coincident events [13]. Estimates based on [88] for the 5-line ANTARES detector show that,  $d_{50} \approx 200$  kpc for baryon-rich flares, suggesting that similar flares could be detected from anywhere within the Galaxy.

Significant emission of GWs in SGR giant flares may come from the potential excitation of nonradial pulsational modes with kHz-frequencies in the magnetar [62]. Theoretical upper limits on the possible strength of the GW emission were placed by [87] and [56], based on the the energy reservoir associated with a change in the magnetic potential energy of the magnetar. They found an upper limit for the emitted GW energy of  $10^{-7} M_{\odot} c^2$  to  $10^{-6} M_{\odot} c^2$ , which can be probed by the LIGO/Virgo network for a Galactic source [4, 15]. However, studies that investigated the excitation of magnetar pulsational modes in more detail suggest much weaker emission that may not be detectable even with advanced-generation GW observatories [98, 153].

## 2.5 Cosmic string kinks and cusps

Cosmic strings are topological defects that may form in the early Universe and are predicted by grand unified theories and superstring theory [e.g., 91, 125]. Cosmic strings form initially as smooth loops, but through interactions and self-interactions may develop kinks and cusps [e.g., 125]. The kinks and cusps decay, which is expected to lead to ultra-high energy cosmic ray emission with energies in excess of  $\sim 10^{11}$  GeV and up to the Planck scale [47, 82], including ultra-high-energy neutrinos (UHENs; e.g., [37, 45, 101]) and GW bursts [e.g., 59, 60, 111, 134].

While not designed specifically for UHENs, HEN detectors like ANTARES and IceCube have some sensitivity to UHENs in the  $\gtrsim 10^{11}$  GeV energy range. Up to a few events per year for a km $^3$ -scale detector are predicted in [35], depending on details of the underlying



emission model. Since Earth is opaque to UHENs, downgoing events must be selected. Since we are only considering ANTARES data for neutrinos that have passed through Earth (see section 3.1), the present data set does not contain any potential UHEN events.

The search for very energetic HENs performed with one year of IceCube-40 data did not reveal any neutrinos in the  $10^6$  GeV to  $10^9$  GeV energy range [9], but no limits on UHENs were reported. A number of dedicated UHEN experiments exist, including ANITA [71], NuMoon [132] and others, but have not yet constrained many emission scenarios from cosmic strings [e.g., 101].

The rate of GW bursts from a network of cosmic strings depends on the string tension and other network parameters, and individual bursts may be detectable with advanced detectors [60, 134]. The burst shape is expected to be generic, so that matched-filtering GW analysis approaches may be employed. A first search for GW bursts from cosmic string cusps in 15 days of LIGO data from early 2005 did not reveal any candidate events [17].

### 3 GW and HEN detectors

#### 3.1 The ANTARES neutrino telescope

Since the Earth acts as a shield against all particles except neutrinos, a neutrino telescope mainly uses the detection of upgoing muons as a signature of muon-neutrino charged-current interactions in the matter around the detector. The ANTARES detector (Astronomy with a Neutrino Telescope and Abyss environmental RESearch) is currently the only deep sea high-energy-neutrino telescope and is operating in the Northern hemisphere [28]. The telescope covers an area of about  $0.1 \text{ km}^2$  on the sea bed, at a depth of 2475 m, 40 km off the coast of Toulon, France. The detector is a three-dimensional array of photomultiplier tubes (PMTs) [30], hosted in pressure resistant glass spheres, called optical modules (OMs) [36]. In its full configuration, it is composed of 12 detection lines, each comprising up to 25 triplets of PMTs, storeys, regularly distributed along 350 m, the first storey being located 100 m above the sea bed. The first detection line was installed and connected in early 2006; the second line was put in operation in September 2006 and three more lines were connected in January 2007, so that a total of 5 lines were taking data in 2007. Five additional lines, together with an instrumentation line (containing an ensemble of oceanographic sensors dedicated to the measurement of environmental parameters), were connected by the end of 2007. The telescope reached its nominal configuration, with 12 lines immersed and taking data, in May 2008.

The three-dimensional grid of PMTs is used to measure the arrival time and position of Cherenkov photons induced by the passage of relativistic charged particles through the sea water. This information, together with the characteristic emission angle of the light (about 43 degrees), is used to determine the direction of the muon and hence infer that of the incident neutrino. The accuracy of the direction information allows to distinguish upgoing muons, produced by neutrinos, from the overwhelming background from downgoing muons, produced by cosmic ray interactions in the atmosphere above the detector [32]. Installing the detector at great depths serves to attenuate this background and also allows to operate the PMTs in a dark environment. At high energies the large muon range makes the sensitive volume of the detector significantly greater than the instrumented volume. By searching for upgoing muons, the total ANTARES sky coverage is  $3.5\pi$  sr, with most of the Galactic plane being observable and the Galactic Center being visible 70% of the sidereal day.

## 3.2 Network of interferometers

### 3.2.1 LIGO

LIGO is a network of interferometric gravitational wave detectors consisting of three interferometers in the U.S.A.. These detectors are all kilometer-scale power-recycled Michelson laser interferometers with orthogonal Fabry-Perot arms [18] able to detect the quadrupolar strain in space produced by the GW. Multiple reflections between mirrors located at the end points of each arm extend the effective optical length of each arm, and enhance the sensitivity of the instrument.

There are two LIGO observatories: one located at Hanford, WA and the other at Livingston, LA. The Hanford site houses two interferometers: one with 4 km arms, denoted H1, and a second with 2 km arms, denoted H2. The Livingston observatory has one 4 km interferometer, L1. The observatories are separated by a distance of 3000 km, corresponding to a time-of-flight separation of 10 ms.

The LIGO instruments are designed to detect gravitational waves with frequencies ranging from  $\sim 40$  Hz to several kHz, with a maximum sensitivity near 150 Hz (see figure 1). In fact, seismic noise dominates at lower frequencies and the sensitivity at intermediate frequencies is determined mainly by thermal noise, with contributions from other sources. Above  $\sim 200$  Hz, laser shot noise corrected for the Fabry-Perot cavity response yields an effective strain noise that rises linearly with frequency. The average sensitivities of the H1 and L1 detectors during the second year of the S5 run were about 20% better than the first-year averages, while the H2 detector had about the same average sensitivity in both years.

### 3.2.2 Virgo

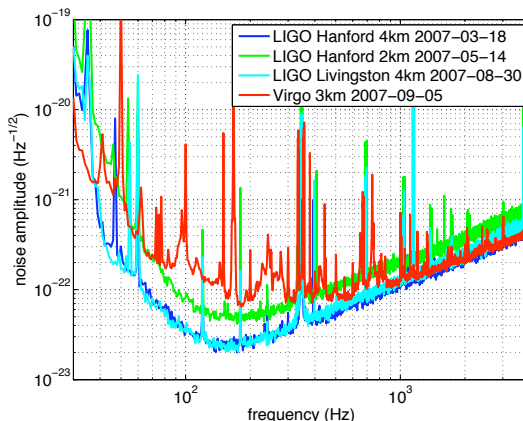
The Virgo detector, V1, is in Cascina near Pisa, Italy. It is a 3 km long power-recycled Michelson interferometer with orthogonal Fabry Perot arms [21]. The main instrumental difference with respect to LIGO is the seismic isolation system based on super-attenuators [48], chains of passive attenuators capable of filtering seismic disturbances. The benefit from super-attenuators is a significant reduction of the detector noise at very low frequency ( $<40$  Hz) where Virgo surpasses the LIGO sensitivity. During 2007, above 300 Hz, the Virgo detector had sensitivity similar to the LIGO 4 km interferometers, while above 500 Hz it is dominated by shot noise, see figure 1.

The time-of-flight separation between the Virgo and Hanford observatories is 27 ms, and 25 ms between Virgo and Livingston. Due to the different orientation of its arms, the angular sensitivity of Virgo is complementary to that of the LIGO detectors, Virgo therefore enhances the sky coverage of the network. Moreover, simultaneous observations of multiple detectors are crucial to reject environmental and instrumental effects.

At the time of writing the LIGO and Virgo interferometers are undergoing upgrades to “advanced” configurations with distance sensitivity improved by approximately a factor of 10 [79]. The advanced instruments will commence operations around 2015.

## 3.3 Joint data taking periods

The fifth LIGO science run, S5 [14], was held from 2005 November 4 to 2007 October 1. Over one year of science-quality data were collected with all three LIGO interferometers in simultaneous operation at their design sensitivity, with duty factors of 75%, 76%, and 65% for H1, H2, and L1. The Virgo detector started its first science run, VSR1 [22], on 2007



**Figure 1.** Noise amplitude spectral densities of the four LIGO and Virgo detectors during S5.

May 18. The Virgo duty factor over VSR1 was 78%. During this period, ANTARES was operating in its 5 line configuration. The concomitant set of ANTARES 5-line (5L), VSR1 and S5 data covers the period between January 27 and September 30, 2007; these data are the subject of the analysis presented here.

## 4 Selection of HEN candidates

### 4.1 HEN data sample

The ANTARES data sample used in the analysis is composed of runs from 2007 selected according to various quality criteria, based mainly on environmental parameters (e.g. sea current, counting rates), configuration and behaviour of the detector during the given run (e.g. duration of the run, alignment of the detector). Two basic quantities are used to characterise the counting rate of a given OM: the baseline rate ( $^{40}\text{K}$  activity and bioluminescence) and the burst fraction (flashes of light emitted by marine organisms). The baseline rate represents the most probable counting rate of a given OM computed from the rate distributions in each PMT over the whole run (typically a few hours). The burst fraction corresponds to the fraction of time during which the OM counting rates exceed by more than 20% the estimated baseline. The data selected for this search are required to have a baseline rate below 120 kHz and a burst fraction lower than 40%, with 80% of all OMs being active. With these quality criteria, the active time is 103.4 days out of the 244.8 days of the 5-line period. Finally, when restricting the data to the concomitant period with LIGO/Virgo, the remaining equivalent time of observation is  $T_{\text{obs}} = 91$  days.

### 4.2 Trigger levels

The ANTARES trigger system is multi-level [31]. The first level is applied *in situ*, while the remaining levels intervene after all data are sent to the shore station and before being written on disk. Trigger decisions are based on calculations done at three levels. The first trigger level, L0, is a simple threshold of about 0.3 photo-electron (pe) equivalent charge applied to the analog signal of the PMT. The second level trigger, L1, is based on two coincident L0 hits in the same storey within 20 ns or hits with large charge ( $\geq 3$  pe or 10 pe depending on the configuration). The L2 trigger requires the presence of at least five L1 hits in a  $2.2 \mu\text{s}$  time window (roughly the maximum muon transit time across the detector) and that each pair of

L1 hits are causally related according to the following condition:  $\Delta t_{ij} \leq d_{ij}n/c + 20$  ns. Here  $\Delta t_{ij}$  and  $d_{ij}$  are the time difference and distance between hits  $i$  and  $j$ ,  $c$  is the speed of light in vacuum and  $n$  is the index of refraction.

### 4.3 Reconstruction strategy

Hits selected according to the criteria described in section 4.2 are then combined to reconstruct tracks using their arrival time and charge as measured by the corresponding OM. Muons are assumed to cross the detector at the speed of light along a straight line from which the induced Cherenkov light originates. The time and charge information of the hits in the PMTs is used in a minimisation procedure to obtain the track parameters, namely, its direction  $(\theta, \phi)$  and the position  $(x_0, y_0, z_0)$  of one track point at a given time  $t_0$ . The reconstruction algorithm used for this analysis is a fast and robust method [34] which was primarily designed to be used on-line.

#### 4.3.1 Description of the algorithm

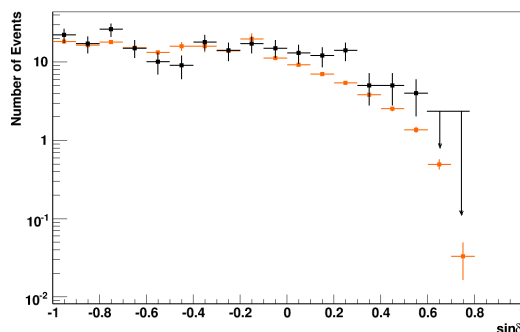
The algorithm is based on a  $\chi^2$ -minimisation approach. Its strict hit selection leads to a high purity up-down separation while keeping a good efficiency. The exact geometry of the detector is ignored: the detector lines are treated as straight and the 3 OMs of each storey are considered as a single OM centered on the line. Thus, the hit's altitude corresponds to the optical modules altitude. All hits at the same floor in coincidence within 20 ns are merged into one hit. The time of the merged hit is that of the earliest hit in the group and its charge is the sum of the charges. The algorithm uses the L1 hits as a seed for the hit selection. It requests a coincidence of 2 L1 hits in two adjacent floors within 80 ns or 160 ns in two next-to-adjacent floors. The quality of the reconstruction is measured by a  $\chi^2$ -like variable with  $NDF$  degrees of freedom, based on the time differences between the hit times  $t_i$  and the expected arrival time  $t_i^\gamma$  of photons from the track or bright-point (see section 4.4). The quality function is then extended with a term that accounts for measured hit charges  $q_i$  and the calculated photon travel distances  $d_i^\gamma$ :

$$\chi^2 = \frac{1}{NDF} \sum_{i=1}^{N_{\text{hit}}} \left[ \frac{\Delta t_i^2}{\sigma_i^2} + \frac{Q(q_i)}{\bar{q}} \frac{D(d_i^\gamma)}{d_0} \right]. \quad (4.1)$$

In this expression,  $\sigma_i$  is the timing error, set to 10 ns for charges larger than 2.5 pe and to 20 ns otherwise.  $\Delta t_i = t_i^\gamma - t_i$  is the time residuals between the hit time  $t_i$  and the expected arrival time of the photons  $t_i^\gamma$  from the muon track. In the second term,  $\bar{q}$  is the average hit charge calculated from all hits which have been selected for the fit and  $d_0 = 50$  m is the typical distance at which the signal in one PMT from a Cherenkov light front is of the order of 1 pe. The function  $Q(q_i)$  accounts for the angular acceptance of the OMs, while  $D(d_i^\gamma)$  penalises large amplitude hits originating from large distance tracks. A proper cut on the fit quality parameter allows the isolation of a high purity neutrino sample, which is crucial in the subsequent analysis.

#### 4.3.2 Azimuthal degeneracy of the reconstruction

For a particle trajectory reconstructed from a Cherenkov cone giving hits on only two straight detector lines, there always exists an alternative trajectory having an identical  $\chi^2$  value, but a different direction. The degenerate trajectory is the mirror image of the original track in the plane formed by the two lines. As a consequence, each event reconstructed with only two



**Figure 2.** Distribution of the sine of the declination  $\delta$  of selected events (black points), compared to Monte-Carlo expectations (sum of atmospheric muons and atmospheric neutrinos, orange (or grey) points).

lines will have two equiprobable arrival directions, which must be taken into account during the subsequent GW analysis.

#### 4.4 Criteria for HEN event selection

The initial sample of reconstructed events contains both upgoing neutrino induced muons and downgoing muons from cosmic ray interactions in the atmosphere. Some of the atmospheric muons are misreconstructed as upgoing and the selection cuts, based on Monte-Carlo simulations, are devised to reduce this contamination so as to maximise the discovery potential. A minimum of 6 hits on at least 2 lines are required to reconstruct a track. Only upgoing tracks are kept for further analysis. Quality cuts are then applied based on two quantities computed according to equation (4.1). The first parameter used,  $\chi_t^2$ , is the quality factor associated with the reconstructed particle track, whereas the second one,  $\chi_b^2$ , is associated with a bright-point, light emitted from a point-like source inside the detector. This rejects events from large electromagnetic showers, likely to appear in downgoing muon bundles for instance.

A cut on  $\chi_b^2$  reduces the number of such events and decreases the contribution of misreconstructed muons in the background. Further cuts are applied on  $\chi_t^2$  depending on the arrival direction of the candidate - the muon contamination increases close to the horizon - which reduce the fraction of misreconstructed muons to less than 20% over the whole sample, while optimising the sensitivity (see section 4.6 and [77]).

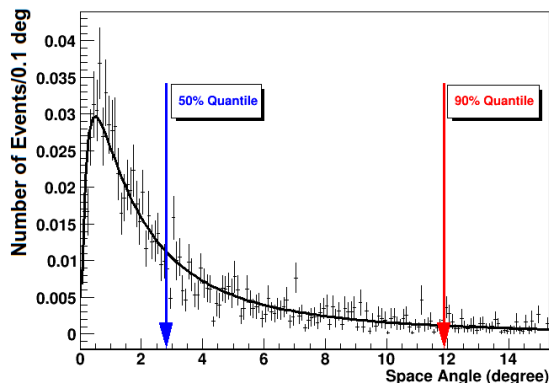
Figure 2 shows the distribution of the sine of the declination of the events selected with the final cuts, which is globally consistent with background.

#### 4.5 Angular error

The distribution of the space angle  $\Omega$  between the true neutrino arrival direction and the reconstructed muon track can be described by a log-normal distribution:

$$P(\Omega) = \frac{1}{\sqrt{2\pi}} \frac{e^{-\frac{1}{2\sigma_0^2} \left( \ln\left(\frac{\Omega - \theta_0}{m_0}\right) \right)^2}}{(\Omega - \theta_0) \sigma_0}, \quad (4.2)$$

where  $\theta_0$  is a location parameter,  $\sigma_0$  is related to the shape of the distribution and  $m_0$  is a scaling parameter. In all cases for our study, the location parameter  $\theta_0$  is close to zero,



**Figure 3.** Example of space angle distribution with the associated fit to equation (4.2) obtained with a sample of Monte-Carlo HEN events, for a given declination and a given number of hits. The arrows indicate the 50<sup>th</sup> (median) and the 90<sup>th</sup> percentiles of the distribution. The distribution is normalised to unity.

and  $(\Omega - \theta_0) > 0$  is always satisfied. This distribution depends on the energy associated to the track (estimated through the number of photons detected) and its declination. This parametrisation is used during the GW search to compute the significance of a hypothetical signal for the scanned directions inside the angular search window centred around the reconstructed neutrino arrival direction. Figure 3 shows an example of distribution of the space angle for a sample of Monte Carlo neutrinos with an  $E^{-2}$  spectrum, together with the best-fit parametrisation and the 50<sup>th</sup> and 90<sup>th</sup> percentiles of the distribution.

One of the main variables to describe the performance of a neutrino telescope is the angular resolution, defined as the median of the distribution of the angle between the true neutrino direction and the reconstructed track, also indicated in figure 3. This number is estimated from simulations.

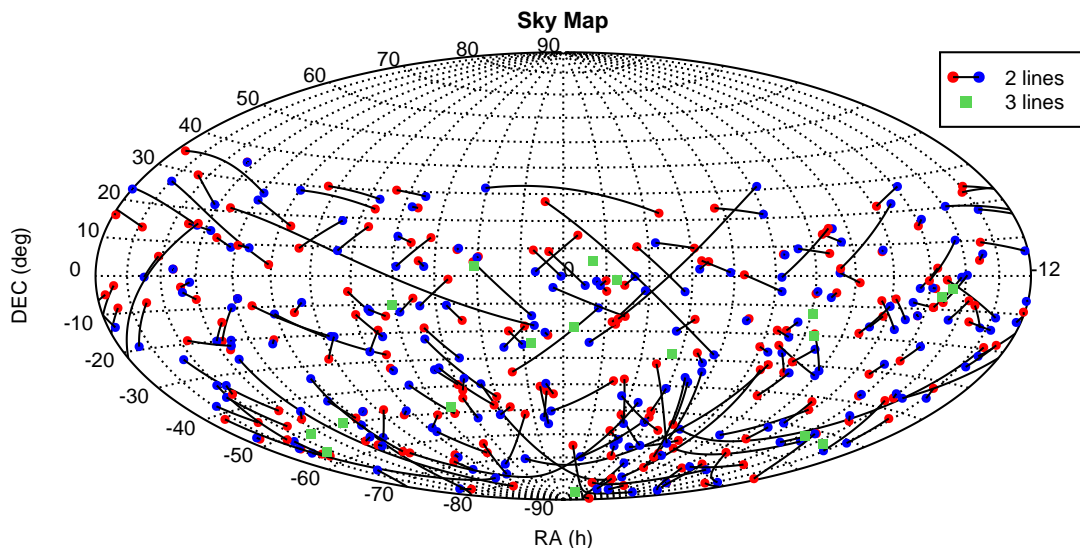
For those events of our selected sample reconstructed with at least three lines the angular resolution is, assuming an  $E^{-2}$  energy spectrum,  $\sim 2.5^\circ$  at 100 GeV, improving to  $1^\circ$  around 100 TeV. For 2-line events, when selecting the reconstructed track closer to the true direction, the angular accuracy varies between  $3^\circ$  at low energy (100 GeV) and  $2.5^\circ$  at high energy (100 TeV).

We define the angular search window for the GW analysis as the 90<sup>th</sup> percentile of the distribution, also indicated in figure 3; this window lies between  $5^\circ$  and  $10^\circ$  for 3-line events, depending on declination, and between  $10^\circ$  and  $15^\circ$  for 2-line events.

We note that the typical angular distance between galaxies within 10 Mpc is a few degrees [148], much smaller than the typical size of the 90<sup>th</sup> percentile error region for our HEN events. This implies that we can associate a potential host galaxy to any of the HEN candidates if it turns out to be of cosmic origin.

#### 4.6 Analysis sensitivity and selected HEN candidates

The limit-setting potential of the analysis, or sensitivity, has been quantified for the whole 5 line data period. Specifically, the sensitivity is defined as the median 90% upper limit obtained over an ensemble of simulated experiments with no true signal. The sensitivity depends on the declination of the potential source. For our sample and assuming an  $E^{-2}$



**Figure 4.** Skymap of the selected 216 HEN events in equatorial coordinates. A line connects the associated mirror solutions for events reconstructed with two lines as described in section 4.3.2.

steady flux, using the selection criteria described, the best sensitivity has been estimated to be  $E^2 \frac{dN}{dE} \approx 10^{-6} \text{ GeV cm}^{-2} \text{ s}^{-1}$ . This best sensitivity is reached below  $-47^\circ$ ; i.e., at declinations which are always below the horizon at the latitude of ANTARES ( $43^\circ\text{N}$ ).

With the selection previously described, 181 runs corresponding to 104 days of live time were kept for the analysis. The selection has been divided into events reconstructed with 2 lines and events with at least 3 lines. Each of the mirror solutions for 2 line events will be searched for possible counterparts in the subsequent GW analysis. This results in 216 neutrinos to be analysed: 198 with two possible directions and 18 reconstructed with at least 3 lines. Figure 4 is a sky map of the candidate HEN events, where the degenerate solutions for 2 line events can be seen.

Of these HEN events, 158 occurred at times when at least two gravitational-wave detectors were operating. Since two or more detectors are required to discriminate GW signals from background noise (as described in section 5.2), in the following we consider only these remaining 158 HEN candidates: 144 2-line events and 14 3-line events.<sup>1</sup>

Finally, we note that IceCube operated in its 22-string configuration for part of 2007 [13]. However, this data was only used for time-dependent searches applied to source directions with observed X-ray or gamma-ray emission, such as GRBs; there were no untriggered, time-dependent searches over the sky. Furthermore, a comparison of ANTARES and IceCube sensitivities in 2007 indicates that the bulk of our HEN neutrino triggers come from declinations (the southern sky) such that it is unlikely that IceCube could have detected the source independently.

<sup>1</sup>Details of each of the HEN candidate events are given at <https://dcc.ligo.org/cgi-bin/DocDB/ShowDocument?docid=p1200006>.

## 5 GW search method

### 5.1 Search procedure

One of the simplest searches that may be performed combining GW and HEN data is a triggered analysis that scans GW data around the time of the putative neutrino event by cross-correlating data from pairs of detectors. This search exploits knowledge of the time and direction of the neutrino event to improve the GW search sensitivity. We use the X-PIPELINE algorithm [137], which has been used in similar searches for GWs associated with GRBs [6, 20]. X-PIPELINE performs a coherent analysis of data from arbitrary networks of gravitational wave detectors, while being robust against background noise fluctuations. Each trigger is analysed independently of the others, with the analysis parameters optimised based on background noise characteristics and detector performance at the time of that trigger, thereby maximising the search sensitivity.

### 5.2 GW event analysis

In our GW search, a neutrino candidate event is characterised by its arrival time, direction, and angular search window (and mirror-image window, for the 2-line events). Also important is the range of possible time delays (both positive and negative) between the neutrino emission and the associated gravitational-wave emission. This quantity is referred to as the *on-source* window for the neutrino; it is the time interval which is searched for GW signals. We use a symmetric on-source window of  $\pm 496$  s [41], which is conservative enough to encompass most theoretical models of GW and HEN emission. The maximum expected time delay between GWs and HENs due to a non-zero mass effect for either particle is much smaller than the coincidence windows used.

The basic search procedure follows that used in [20]. All detectors operating at the time of the trigger and which pass data-quality requirements are used for the GW search. The data from each detector are first whitened and time-delayed according to the sky location being analysed so that a GW signal from that direction would appear simultaneous in each data stream. The data are then Fourier transformed to produce time-frequency maps. The maps are summed coherently (using amplitude and phase) with weighting determined by each detector’s frequency-dependent sensitivity and response to the sky location in question; the weightings are chosen to maximise the signal-to-noise ratio expected for a circularly polarized GW signal,<sup>2</sup> which is the expected polarisation for a GW source observed from near the rotational axis [94]. A threshold is placed on the map to retain the largest 1% of pixels by energy (squared amplitude). Surviving pixels are grouped using next-nearest-neighbours clustering; each cluster of pixels is considered as a candidate GW event. The event cluster is assigned a combined energy by summing the energy values of its constituent pixels; this combined energy is used as the ranking statistic for the events.

In addition to the marginalised circular polarization sum, a second ranking statistic is computed based on a maximum-likelihood analysis of the event assuming power-law distributed background noise with no assumption on the GW polarization. In practice this statistic is often found to provide signal-noise separation due to the non-Gaussian nature of the GW detector noise. Other combinations of the data are also constructed. Of particular importance are “null” combinations designed to cancel out the GW signal from the given

---

<sup>2</sup>Empirically it is found that the circular polarisation restriction also improves the overall detection probability for *linearly* polarised GWs, as the resulting background reduction outweighs the impact of rejecting some linearly polarised GWs.



sky location; comparison to corresponding “incoherent” combinations provides powerful tests for identifying events due to background noise fluctuations [53], and are described in detail in [145]. Events are also characterised by their duration, central time, bandwidth, and central frequency.

The time-frequency analysis is repeated for Fourier transform lengths of 1/128, 1/64, 1/32, 1/16, 1/8, 1/4 s, to maximise the sensitivity to GW signals of different durations. It is also repeated over a grid of sky positions covering the 90% containment region of the HEN. This grid is designed such that the maximum relative timing error between any pair of GW detectors is less than 0.5 ms. When GW events from different Fourier transform lengths or sky positions overlap in time-frequency, the highest-ranked event is kept and the others discarded. Finally, the events are decimated to a rate of 0.25 Hz before being written to disk.

This time-frequency analysis is performed for all of the data in the  $\pm 496$  s on-source window. To estimate the significance of the resulting GW candidates, the same analysis is repeated for all coincident data in the *off-source* window, defined as all data within  $\pm 1.5$  hours of the neutrino time, excluding the on-source interval. The same set of detectors and data-quality requirements as in the on-source analysis are used for the off-source data. These off-source data provide a sample of background that does not contain any signal associated with the neutrino event, but with statistical features similar to the data searched in association with the neutrino. To enlarge the background sample, we also repeat the off-source analysis after applying time shifts of multiples of 6 s to the data from one or more detectors; with such time slides we were able to produce  $O(10^3)$  background trials for each HEN.

Finally, the analysis is repeated after “injecting” (adding) simulated GW signals to the on-source data. The amplitudes and morphologies tested are discussed in section 6.3.1. We use these simulations to optimise and assess the sensitivity of the search, as discussed below.

### 5.3 GW search optimisation

The sensitivity of searches for gravitational-wave bursts tends to be limited by the presence of non-Gaussian fluctuations of the background noise, known as glitches. To reduce this background, events that overlap in time within known instrumental and/or environmental disturbances are discarded. In addition to this “veto” step, GW consistency tests comparing the coherent and incoherent energies are applied to each event [145]. These tests are applied to the on-source, off-source and injection events; events failing one or more of these tests are discarded. The thresholds are optimised by testing a preset range of thresholds and selecting those which give the best overall detection efficiency at a fixed false alarm probability of 1% when applied to a random sample of background and injection events (the on-source events are *not* used; i.e., this is a blind analysis). These tests also determine which of the two ranking statistics discussed in section 5.2 (based on circularly polarized GW energy or powerlaw noise) gives the better detection efficiency; the winner is selected as the final ranking statistic.

Once the thresholds have been fixed, these consistency tests are applied to the on-source events and to the remaining off-source and injection events (those not used for tuning). The surviving on-source event with the largest significance (highest energy or powerlaw statistic) is taken to be the best candidate for a gravitational wave signal and is referred to as the loudest event [49]. All surviving on-source events are assigned a false alarm probability by comparison to the distribution of loudest events from the off-source trials. Any on-source event with probability  $p < 0.01$  is subjected to additional checks to try to determine the

origin of the event and additional background time slide trials are performed to improve the accuracy of the false alarm probability estimate.

After the  $p$  values have been determined for the loudest events associated with each of the 158 HEN events, the collective set of  $p$  values is tested for consistency with the null hypothesis (no GW signal) using the binomial test, discussed in section 6.2. We also set a frequentist upper limit on the strength of gravitational waves associated with each neutrino trigger, as discussed in section 6.3.

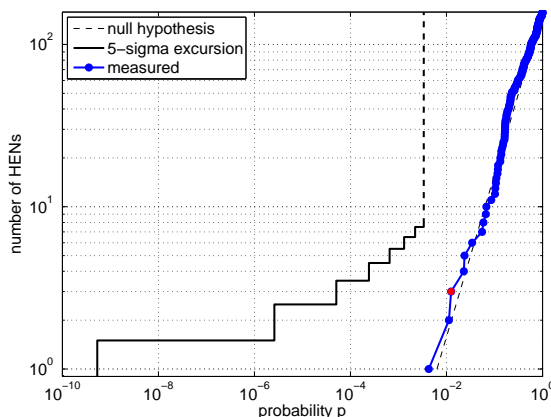
#### 5.4 Low-frequency and high-frequency GW analyses

Given our knowledge of possible GW sources discussed in section 2, the most likely detectable signals at extra-galactic distances are in the low-frequency band ( $f \lesssim 500$  Hz), where our detectors have maximum sensitivity, see figure 1. At the same time, the computational cost of the X-PIPELINE analysis increases at high frequencies. This is due in part to the extra data to be analysed, but also to the need for finer-resolution sky grids to keep time delay errors much smaller than one GW period. We therefore split the gravitational wave band into two regions: 60 Hz to 500 Hz and 500 Hz to 2000 Hz. The low-frequency band is analysed for all HEN events — such a search is computationally feasible while covering the highest-sensitivity region of the GW detectors. However, compact objects such as neutron stars or collapsar cores have characteristic frequencies for GW emission above 500 Hz. Such emissions might be detectable from Galactic sources such as soft gamma repeater giant flares, or possibly from nearby galaxies. Since the computational cost of a high-frequency search for all HEN events is prohibitive with the current analysis pipeline, we perform the 500 Hz to 2000 Hz analysis on the 3-line HEN events only. The 3-line events are a small subset ( $\sim 10\%$ ) of the total trigger list and have the smallest sky position uncertainties, and therefore the smallest computational cost for processing. To reduce the computational cost further, we use the same sky grid for the high-frequency search as was used at low frequencies, after determining that the loss of sensitivity is acceptable. The high-frequency analysis is performed independently of the low-frequency analysis (independent tuning, background estimation, etc.) using the identical automated procedure. In the following sections we will present the results of the low-frequency and high-frequency searches separately.

## 6 Coincident search results

### 6.1 Per-HEN GW candidates

We analysed GW data in coincidence with 158 neutrino candidates for the low frequency search, and 14 neutrino events for the high frequency search. In the low frequency analysis, only one neutrino trigger had a corresponding GW event with false alarm probability below the threshold of  $p = 0.01$  to become a candidate event. We found no candidates in the high frequency search. For the low-frequency candidate, additional time shifts totaling 18064 background trials yielded a refined false alarm probability of  $p = 0.004$ , which is not significant given a trials factor of 158 (this statement is quantified below). This event came from analysis of the H1, H2, and V1 data; follow-up checks were performed, including checks of detector performance at the time as indicated by monitoring programs and operator logs, and scans of data from detector and environmental monitoring equipment to look for anomalous behaviour. While these checks did not uncover a physical cause for the event, they did reveal that it occurred during a glitching period in V1. We conclude that we have no clear gravitational wave burst signal associated with any of our sample of 158 neutrino events.



**Figure 5.** Distribution of observed  $p$  values for the loudest GW event associated with each neutrino analysed in the low frequency analysis. The red dot indicates the largest deviation of the low  $p$  tail from the uniform distribution null hypothesis; this occurs due to having the three loudest events below  $p_3 \sim 0.013$ . Deviations this large or larger occur in approximately 64% of experiments under the null hypothesis. The black line shows the threshold for a 5-sigma deviation from the null hypothesis.

## 6.2 Search for a cumulative excess: binomial test

A quantitative analysis of the significance of any candidate gravitational-wave event must take account of the trials factor due to the number of neutrino events analysed. We use the binomial test, which has been applied in previous GRB-triggered GW searches [16, 20]. Under the null hypothesis, the false alarm probabilities  $p$  for each HEN loudest event are expected to be uniformly distributed between 0 and 1. The binomial test compares the measured  $p$  values to the null distribution to determine if there is a statistically significant excess of (one or more) small  $p$  values which may be due to gravitational wave signals.

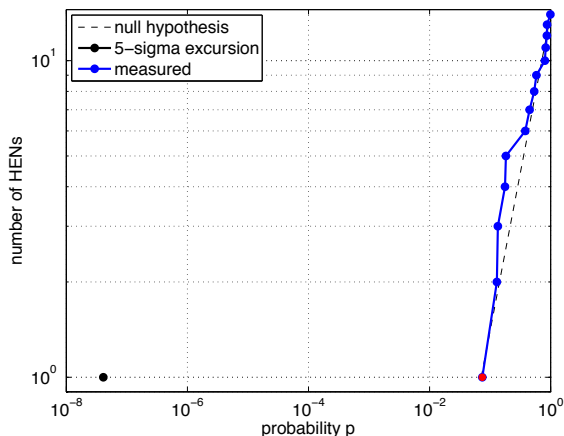
Briefly, the binomial test sorts the set of  $N$  measured loudest event probabilities in ascending order:  $p_1 \leq p_2 \leq p_3 \leq \dots \leq p_N$ . For each  $i \in [1, N_{\text{tail}}]$  we compute the binomial probability  $P_{\geq i}(p_i)$  of getting  $i$  or more events with  $p$  values  $\leq p_i$ :

$$P_{\geq i}(p_i) = \sum_{k=i}^N \frac{N!}{(N-k)!k!} p_i^k (1-p_i)^{N-k}. \quad (6.1)$$

Here  $N$  is the number of HEN events analysed (158 in the 60 Hz to 500 Hz band and 14 in the 500 Hz to 2000 Hz band), and  $N_{\text{tail}}$  is the number of the smallest  $p$  values we wish to test. We choose  $N_{\text{tail}}$  to be 5% of  $N$ ; i.e.,  $N_{\text{tail}} = 8$  for the low frequency band and  $N_{\text{tail}} = 1$  for the high frequency band.

The lowest  $P_{\geq i}(p_i)$  for  $i \in [1, N_{\text{tail}}]$  is taken as the most significant deviation from the null hypothesis. To assess the significance of the deviation, we repeat the test using  $p$  values drawn from a uniform distribution and count the fraction of such trials which give a lowest  $P_{\geq i}(p_i)$  smaller than that computed from the true measured  $p$  values.

Figures 5 and 6 show the cumulative distribution of  $p$  values measured in the low- and high-frequency analyses. In both cases the measured  $p$  values are consistent with the null hypothesis.



**Figure 6.** Distribution of observed  $p$  values for the loudest GW event associated with each neutrino analysed in the high frequency analysis. The red dot indicates the largest deviation of the low  $p$  tail from the uniform distribution null hypothesis; since  $N_{\text{tail}} = 1$ , this is constrained to occur for  $p_1$ . Deviations this large or larger occur in approximately 66% of experiments under the null hypothesis. The black dot shows the threshold for a 5-sigma deviation from the null hypothesis.

### 6.3 GW upper limits

The sensitivity of the GW search is determined by a Monte-Carlo analysis. For each neutrino trigger, we add simulated GW signals to the on-source data and repeat the analysis described in section 5.2. We consider a simulated signal detected if it produces an event louder than the loudest on-source event after all event tests have been applied. We define a 90% confidence level lower limit on the distance to the source as the maximum distance  $D_{90\%}$  such that for any distance  $D \leq D_{90\%}$  the probability of detection is 0.9 or greater.

#### 6.3.1 Injected waveforms

As in GRB-triggered searches, we use a mix of *ad hoc* and astrophysically motivated GW waveforms. The *ad hoc* waveforms are Gaussian-modulated sinusoids:

$$h_+ = \frac{(1 + \cos^2 \iota)}{2} \frac{h_{\text{rss}}}{(2\pi\tau^2)^{\frac{1}{4}}} e^{-\frac{(t-t_0)^2}{4\tau^2}} \cos 2\pi f_0(t - t_0), \quad (6.2)$$

$$h_\times = \cos \iota \frac{h_{\text{rss}}}{(2\pi\tau^2)^{\frac{1}{4}}} e^{-\frac{(t-t_0)^2}{4\tau^2}} \sin 2\pi f_0(t - t_0). \quad (6.3)$$

Here  $f_0$  is the central frequency,  $t_0$  is the central time, and  $\tau$  is the duration parameter. This waveform is consistent with the GW emission from a rotating system viewed from an inclination angle  $\iota$  to the rotational axis. We select the inclination uniformly in  $\cos \iota$  with  $\iota \in [0^\circ, 5^\circ]$ . This corresponds to a nearly on-axis system, such as would be expected for association with an observed long GRB. We chose  $\tau = 1/f_0$ , and use central frequencies of 100 Hz, 150 Hz, and 300 Hz for the low-frequency analysis and 554 Hz and 1000 Hz for the high-frequency search. The quantity  $h_{\text{rss}}$  is the root-sum-square signal amplitude:

$$h_{\text{rss}} \equiv \sqrt{\int (h_+^2(t) + h_\times^2(t)) dt}. \quad (6.4)$$

For the small values of  $\iota$  considered here ( $\iota < 5^\circ$ ) this amplitude is related to the total energy  $E_{\text{GW}}$  in a narrow-band gravitational-wave burst by

$$E_{\text{GW}} \simeq \frac{2}{5} \frac{\pi^2 c^3}{G} h_{\text{rss}}^2 f_0^2 D^2. \quad (6.5)$$

For astrophysical injections we use the gravitational-wave emission of inspiraling neutron star and black hole binaries, which are widely thought to be the progenitors of short GRBs. Specifically, we use the post-Newtonian model for the inspiral of a double neutron star system with component masses  $m_1 = m_2 = 1.35M_\odot$ , and the one for a black-hole - neutron-star system with  $m_1 = 5M_\odot$ ,  $m_2 = 1.35M_\odot$ . We set the component spins to zero in each case. Motivated by estimates of the jet opening angle for short GRBs, we select the inclination uniformly in  $\cos \iota$  with  $\iota \in [0^\circ, 30^\circ]$ .

For each HEN trigger, the injections are distributed uniformly in time over the on-source window. The injection sky positions are selected randomly following the estimated probability distribution (4.2) for the HEN trigger, to account for the uncertainty in the true HEN direction of incidence. The polarization angle (orientation of the rotational axis on the sky) is distributed uniformly. Finally, the amplitude and arrival time at each detector is perturbed randomly to simulate the effect of calibration errors in the LIGO and Virgo detectors.

### 6.3.2 Exclusion distances

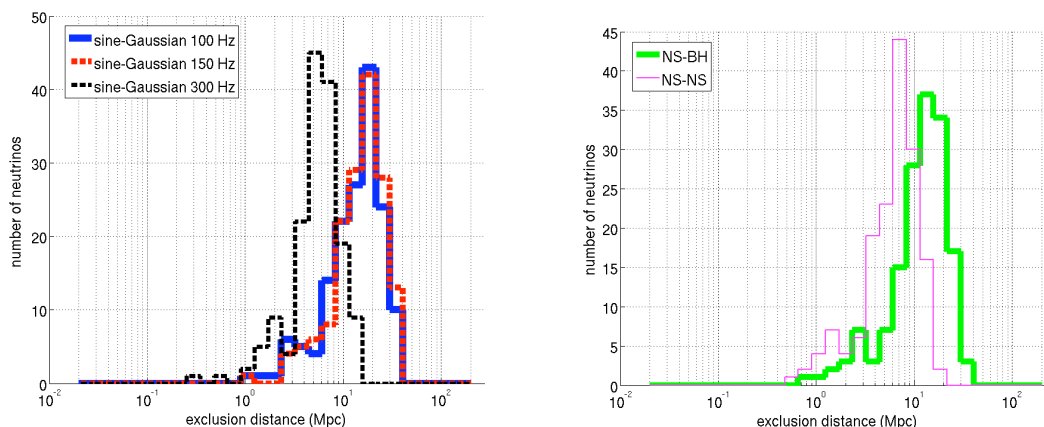
For each waveform type we set a 90% confidence level lower limit on the distance to a GW source associated with a given HEN trigger.<sup>3</sup> This is defined as the maximum distance  $D_{90\%}$  such that for any distance  $D \leq D_{90\%}$  there is a probability of at least 0.9 that such a GW signal would have produced an event louder than the loudest on-source event actually measured. For inspirals, each distance corresponds to a well-defined amplitude. We can associate an amplitude to each distance for the sine-Gaussian waveforms as well, by assuming a fixed energy in gravitational waves. For concreteness, we select  $E_{\text{GW}} = 10^{-2}M_\odot c^2$ . This corresponds to the optimistic limit of possible gravitational-wave emission by various processes in the collapsing cores of rapidly rotating massive stars ([66, 67, 93, 124], and discussion in section 2); more conservative estimates based on simulations have been made in [64, 118, 119, 131, 138].

For each type of gravitational wave simulated, the distributions of exclusion distances for our neutrino sample are shown in figures 7 and 8. For binary neutron star systems of  $(1.35 - 1.35)M_\odot$  and black hole - neutron star systems of  $(5 - 1.35)M_\odot$  typical distance limits are 5 Mpc and 10 Mpc respectively. For the sine-Gaussian waveforms with  $E_{\text{GW}} = 10^{-2}M_\odot c^2$  we find typical distance limits between 5 Mpc and 17 Mpc in the low-frequency band and of order 1 Mpc in the high-frequency band. For other  $E_{\text{GW}}$  the limits scale as  $D_{90\%} \propto (E_{\text{GW}}/10^{-2}M_\odot c^2)^{1/2}$ . For example, for  $E_{\text{GW}} = 10^{-8}M_\odot c^2$  (typical of core-collapse supernovae) a signal would only be observable from a Galactic source.

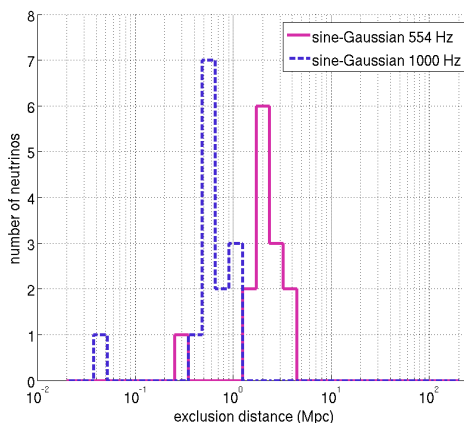
## 7 Astrophysical implications

Observational constraints on joint sources of GW and HEN signals have been derived in [43]. However, they are based on the interpretation and the combination of previously published and independent GW and HEN observational results. The results presented in this section are the first derived from a joint GW-HEN analysis, using concomitant data obtained with LIGO/Virgo and ANTARES.

<sup>3</sup>Upper limits for each waveform and HEN trigger are available at <https://dcc.ligo.org/cgi-bin/DocDB/ShowDocument?docid=p1200006>.



**Figure 7.** Low-frequency analysis: the top plot is the histogram for the sample of analysed neutrinos of the distance exclusions at the 90% confidence level for the 3 types of sine-Gaussian models considered: 100 Hz, 150 Hz and 300 Hz. A standard siren gravitational wave emission of  $E_{GW} = 10^{-2} M_{\odot} c^2$  is assumed. The bottom plot shows the distance exclusions for the 2 families of binary inspiral models considered: NS-NS and BH-NS.



**Figure 8.** High-frequency analysis: the histogram for the sample of analysed neutrinos of the distance exclusions at the 90% confidence level for the 2 frequencies of circular sine-Gaussian models considered: 554 Hz and 1000 Hz.

### 7.1 Upper limits on GW-HEN populations

The present search for GW and HEN correlations in space and time revealed no evidence for coincident events. This implies a 90% confidence level upper limit on the rate of detectable coincidences of  $2.3/T_{\text{obs}}$ , where  $T_{\text{obs}} \approx 90$  days is the duration of coincident observations. This can be expressed as a limit on the rate density (number per unit time per unit volume)  $\rho_{\text{GW-HEN}}$  of joint GW-HEN sources:

$$\rho_{\text{GW-HEN}} \leq \frac{2.3\mathcal{F}_b}{VT_{\text{obs}}}. \quad (7.1)$$

Here  $\mathcal{F}_b$  is the beaming factor (the ratio of the total number of sources to the number with jets oriented towards Earth<sup>4</sup>), and  $V$  is the volume of universe probed by the present analysis for typical GW-HEN sources.

We take as fiducial sources two classes of objects: the final merger phase of the coalescence of two compact objects (short GRB-like), or the collapse of a massive object (long GRB-like), both followed by the emission of a relativistic hadronic jet. We define the HEN horizon as the distance for which the probability to detect at least 1 HEN in ANTARES with 5 lines is 50%. In the case of short GRBs (SGRBs), the HEN horizon is estimated to be  $d_{50} = 4 \text{ Mpc}$  using [76], while the typical GW horizon from the inspiral model is 5 Mpc to 10 Mpc depending on the binary masses. For long GRBs (LGRB) the HEN horizon increases to  $d_{50} = 12 \text{ Mpc}$  using [76]. The GW emission associated with long GRBs is highly uncertain; our optimistic assumption of  $E_{\text{GW}} = 10^{-2} M_{\odot} c^2$  at low frequencies gives a typical horizon distance of 10 Mpc to 20 Mpc in GW. Using the lower of the GW and HEN distances in each case yields from equation (7.1) approximate limits on the population density. For SGRB-like sources, related to the merger of two compact objects, we find  $\rho_{\text{GW-HEN}}^{\text{SGRB}} \lesssim \mathcal{F}_b \times 10^{-2} \text{ Mpc}^{-3} \text{ yr}^{-1}$ . For LGRB-like sources, related to the collapse of massive stars, we find  $\rho_{\text{GW-HEN}}^{\text{LGRB}} \lesssim \mathcal{F}_b E_{0.01}^{-3/2} \times 10^{-3} \text{ Mpc}^{-3} \text{ yr}^{-1}$ , where  $E_{0.01} \equiv E_{\text{GW}}/10^{-2} M_{\odot} c^2$ .

## 7.2 Comparison of limits with existing estimates

After correcting for beaming effects, a local rate density of SGRBs of  $\rho_{\text{SGRB}} \sim 10^{-7} \text{ Mpc}^{-3} \text{ yr}^{-1}$  to  $10^{-6} \text{ Mpc}^{-3} \text{ yr}^{-1}$  is suggested in [72], [115], and [74]. This is similar to the abundance of binary neutron star mergers, their assumed progenitors, estimated to be  $\rho_{\text{NS-NS}} \sim 10^{-8} \text{ Mpc}^{-3} \text{ yr}^{-1}$  to  $10^{-5} \text{ Mpc}^{-3} \text{ yr}^{-1}$  [see for example 3], and well below the reach of the present search ( $\rho_{\text{GW-HEN}}^{\text{SGRB}} \lesssim \mathcal{F}_b \times 10^{-2} \text{ Mpc}^{-3} \text{ yr}^{-1}$ ). With  $T_{\text{obs}} = 1 \text{ yr}$ , an improvement of a factor 10 on the detection distance is required in order to begin constraining the fraction of mergers producing coincident GW-HEN signals.

A total rate of long GRBs of  $\rho_{\text{LGRB}} \sim 3 \times 10^{-8} \text{ Mpc}^{-3} \text{ yr}^{-1}$  is estimated in [73], after correcting for beaming effects; these sources are closely related to Type II and Type Ibc core-collapse supernovae. The local rate of SNIbc is  $\rho_{\text{SNIbc}} \sim 2 \times 10^{-5} \text{ Mpc}^{-3} \text{ yr}^{-1}$  [75], whereas  $\rho_{\text{SNII}} \sim 2 \times 10^{-4} \text{ Mpc}^{-3} \text{ yr}^{-1}$  [44], relatively close to the obtained limit  $\rho_{\text{GW-HEN}}^{\text{LGRB}} \lesssim \mathcal{F}_b E_{0.01}^{-3/2} \times 10^{-3} \text{ Mpc}^{-3} \text{ yr}^{-1}$  under our optimistic assumptions of GW emission in this scenario. A factor 10 only is required in order to begin constraining the fraction of stellar collapse events producing coincident weakly beamed GW-HEN signals, which translates into a required improvement of 2 on the detection distance.

## 8 Conclusions

This first joint GW-HEN search using 2007 data, obtained with the ANTARES HEN telescope and the Virgo/LIGO GW interferometers, opens the way to a novel multi-messenger astronomy. Limits on the rate density  $\rho_{\text{GW-HEN}}$  of joint GW-HEN emitting systems were extracted for the first time using the analysis of coincident GW-HEN data. We note that these limits are consistent with the ones obtained in [43] derived from independent GW-HEN observations. More stringent limits will be available by performing similar coincidence analyses using other data sets provided by the same instruments.

<sup>4</sup>For example, for a jet opening angle of  $5^\circ$  gives  $\mathcal{F}_b \sim 300$ , while  $30^\circ$  gives  $\mathcal{F}_b \sim 10$ .

For instance, the sixth LIGO science run S6 and second and third Virgo science runs VSR2,3 covered the period from 7 July 2009 to 21 October 2010. Meanwhile, the ANTARES telescope has taken data with first 10 then 12 active lines since the end of December 2007. Their enhanced sensitivities should permit a combined analysis to gain the factor required to obtain  $\rho_{\text{GW-HEN}}^{\text{LGRB}} \leq \rho_{\text{SNII/SNIbc}}$  and begin to constrain the fraction of stellar collapse events accompanied by the coincident emission of relativistic jets beamed towards Earth. The analysis of these data is underway, and a similar analysis using data from the LIGO/Virgo S5-VSR1 periods and the ICECUBE HEN telescope in its 22 string configuration is being finalized.

Future observing runs involving IceCube, KM3NET [81], and the advanced LIGO and advanced Virgo projects [79], are likely to coincide as well. They will give other opportunities to look for potential coincident GW-HEN emissions.

## Acknowledgments

The authors gratefully acknowledge the support of the United States National Science Foundation for the construction and operation of the LIGO Laboratory, the Science and Technology Facilities Council of the United Kingdom, the Max-Planck-Society, and the State of Niedersachsen/Germany for support of the construction and operation of the GEO600 detector, and the Italian Istituto Nazionale di Fisica Nucleare and the French Centre National de la Recherche Scientifique for the construction and operation of the Virgo detector. The authors also gratefully acknowledge the support of the research by these agencies and by the Australian Research Council, the International Science Linkages program of the Commonwealth of Australia, the Council of Scientific and Industrial Research of India, the Istituto Nazionale di Fisica Nucleare of Italy, the Spanish Ministerio de Educación y Ciencia, the Conselleria d’Economia Hisenda i Innovació of the Govern de les Illes Balears, the Foundation for Fundamental Research on Matter supported by the Netherlands Organisation for Scientific Research, the Polish Ministry of Science and Higher Education, the FOCUS Programme of Foundation for Polish Science, the Royal Society, the Scottish Funding Council, the Scottish Universities Physics Alliance, The National Aeronautics and Space Administration, the Carnegie Trust, the Leverhulme Trust, the David and Lucile Packard Foundation, the Research Corporation, and the Alfred P. Sloan Foundation.

The authors also acknowledge the financial support of the funding agencies for the construction and operation of the ANTARES neutrino telescope: Centre National de la Recherche Scientifique (CNRS), Commissariat à l’énergie atomique et aux énergies alternatives (CEA), Agence National de la Recherche (ANR), Commission Européenne (FEDER fund and Marie Curie Program), Région Alsace (contrat CPER), Région Provence-Alpes-Cote d’Azur, Département du Var and Ville de La Seyne-sur-Mer, France; Bundesministerium für Bildung und Forschung (BMBF), Germany; Istituto Nazionale di Fisica Nucleare (INFN), Italy; Stichting voor Fundamenteel Onderzoek der Materie (FOM), Nederlandse organisatie voor Wetenschappelijk Onderzoek (NWO), the Netherlands; Council of the President of the Russian Federation for young scientists and leading scientific schools supporting grants, Russia; National Authority for Scientific Research (ANCS), Romania; Ministerio de Ciencia e Innovacion (MICINN), Prometeo of Generalitat Valenciana (GVA) and Multi-Dark, Spain. They also acknowledge the technical support of Ifremer, AIM and Foselev Marine for the sea operation and the CC-IN2P3 for the computing facilities. This publication has been assigned LIGO Document Number LIGO-P1200006.



## References

- [1] LIGO scientific collaboration, VIRGO collaboration, J. Abadie et al., *Search for gravitational-wave inspiral signals associated with short Gamma-Ray Bursts during LIGO's fifth and Virgo's first science run*, *Astrophys. J.* **715** (2010) 1453 [[arXiv:1001.0165](#)] [[INSPIRE](#)].
- [2] LIGO scientific collaboration, VIRGO collaboration, J. Abadie et al., *Search for Gravitational Waves from Compact Binary Coalescence in LIGO and Virgo Data from S5 and VSR1*, *Phys. Rev. D* **82** (2010) 102001 [[arXiv:1005.4655](#)] [[INSPIRE](#)].
- [3] LIGO scientific collaboration, VIRGO collaboration, J. Abadie et al., *Predictions for the Rates of Compact Binary Coalescences Observable by Ground-based Gravitational-wave Detectors*, *Class. Quant. Grav.* **27** (2010) 173001 [[arXiv:1003.2480](#)] [[INSPIRE](#)].
- [4] VIRGO collaboration, J. Abadie et al., *Search for Gravitational Wave Bursts from Six Magnetars*, *Astrophys. J.* **734** (2011) L35 [[arXiv:1011.4079](#)] [[INSPIRE](#)].
- [5] LIGO scientific collaboration, VIRGO collaboration, J. Abadie et al., *All-sky search for gravitational-wave bursts in the second joint LIGO-Virgo run*, *Phys. Rev. D* **85** (2012) 122007 [[arXiv:1202.2788](#)] [[INSPIRE](#)].
- [6] LIGO scientific collaboration, J. Abadie et al., *Search for gravitational waves associated with gamma-ray bursts during LIGO science run 6 and Virgo science runs 2 and 3*, *Astrophys. J.* **760** (2012) 12 [[arXiv:1205.2216](#)] [[INSPIRE](#)].
- [7] LIGO scientific collaboration, VIRGO collaboration, J. Abadie et al., *Search for Gravitational Waves from Low Mass Compact Binary Coalescence in LIGO's Sixth Science Run and Virgo's Science Runs 2 and 3*, *Phys. Rev. D* **85** (2012) 082002 [[arXiv:1111.7314](#)] [[INSPIRE](#)].
- [8] ICECUBE collaboration, R. Abbasi et al., *Search for muon neutrinos from Gamma-Ray Bursts with the IceCube neutrino telescope*, *Astrophys. J.* **710** (2010) 346 [[arXiv:0907.2227](#)] [[INSPIRE](#)].
- [9] ICECUBE collaboration, R. Abbasi et al., *Constraints on the Extremely-high Energy Cosmic Neutrino Flux with the IceCube 2008-2009 Data*, *Phys. Rev. D* **83** (2011) 092003 [Erratum *ibid.* **84** (2011) 079902] [[arXiv:1103.4250](#)] [[INSPIRE](#)].
- [10] ICECUBE collaboration, R. Abbasi et al., *Limits on Neutrino Emission from Gamma-Ray Bursts with the 40 String IceCube Detector*, *Phys. Rev. Lett.* **106** (2011) 141101 [[arXiv:1101.1448](#)] [[INSPIRE](#)].
- [11] ICECUBE collaboration, R. Abbasi et al., *An absence of neutrinos associated with cosmic-ray acceleration in  $\gamma$ -ray bursts*, *Nature* **484** (2012) 351 [[arXiv:1204.4219](#)] [[INSPIRE](#)].
- [12] ICECUBE collaboration, ROTSE collaboration, R. Abbasi et al., *Searching for soft relativistic jets in Core-collapse Supernovae with the IceCube Optical Follow-up Program*, *Astron. Astrophys.* **539** (2012) A60 [[arXiv:1111.7030](#)] [[INSPIRE](#)].
- [13] ICECUBE collaboration, R. Abbasi et al., *Time-Dependent Searches for Point Sources of Neutrinos with the 40-String and 22-String Configurations of IceCube*, *Astrophys. J.* **744** (2012) 1 [[arXiv:1104.0075](#)] [[INSPIRE](#)].
- [14] LIGO scientific collaboration, B. Abbott et al., *Beating the spin-down limit on gravitational wave emission from the Crab pulsar*, *Astrophys. J.* **683** (2008) L45 [Erratum *ibid.* **706** (2009) L203-L204] [[arXiv:0805.4758](#)] [[INSPIRE](#)].
- [15] LIGO scientific collaboration, B. Abbott et al., *Search for Gravitational Wave Bursts from Soft Gamma Repeaters*, *Phys. Rev. Lett.* **101** (2008) 211102 [[arXiv:0808.2050](#)] [[INSPIRE](#)].
- [16] LIGO scientific collaboration, B. Abbott et al., *Search for gravitational waves associated with*

- 39 gamma-ray bursts using data from the second, third and fourth LIGO runs, *Phys. Rev. D* **77** (2008) 062004 [[arXiv:0709.0766](#)] [[INSPIRE](#)].
- [17] LIGO scientific collaboration, B. Abbott et al., *First LIGO search for gravitational wave bursts from cosmic (super)strings*, *Phys. Rev. D* **80** (2009) 062002 [[arXiv:0904.4718](#)] [[INSPIRE](#)].
- [18] LIGO scientific collaboration, B. Abbott et al., *LIGO: The Laser interferometer gravitational-wave observatory*, *Rept. Prog. Phys.* **72** (2009) 076901 [[arXiv:0711.3041](#)] [[INSPIRE](#)].
- [19] LIGO scientific collaboration, B. Abbott et al., *Stacked Search for Gravitational Waves from the 2006 SGR 1900+14 Storm*, *Astrophys. J.* **701** (2009) L68 [[arXiv:0905.0005](#)] [[INSPIRE](#)].
- [20] VIRGO collaboration, B. Abbott et al., *Search for gravitational-wave bursts associated with gamma-ray bursts using data from LIGO Science Run 5 and Virgo Science Run 1*, *Astrophys. J.* **715** (2010) 1438 [[arXiv:0908.3824](#)] [[INSPIRE](#)].
- [21] VIRGO collaboration, T. Accadia et al., *Virgo: a laser interferometer to detect gravitational waves*, 2012 *JINST* **7** P03012 [[INSPIRE](#)].
- [22] F. Acernese et al., *Status of Virgo*, *Class. Quant. Grav.* **25** (2008) 114045.
- [23] ICECUBE collaboration, A. Achterberg et al., *Limits on the high-energy gamma and neutrino fluxes from the SGR 1806-20 giant flare of December 27th, 2004 with the AMANDA-II detector*, *Phys. Rev. Lett.* **97** (2006) 221101 [[astro-ph/0607233](#)] [[INSPIRE](#)].
- [24] ANTARES collaboration, S. Adrián-Martínez et al., *Contributions to the 32nd International Cosmic Ray Conference (ICRC 2011) by the ANTARES collaboration*, in *Proceedings of the 32th International Cosmic-Ray Conference*, [arXiv:1112.0478](#) (2011).
- [25] ANTARES collaboration, S. Adrián-Martínez et al., *Search for Neutrino Emission from Gamma-Ray Flaring Blazars with the ANTARES Telescope*, *Astropart. Phys.* **36** (2012) 204 [[arXiv:1111.3473](#)] [[INSPIRE](#)].
- [26] ANTARES collaboration, S. Adrián-Martínez et al., *Search for Cosmic Neutrino Point Sources with Four Year Data of the ANTARES Telescope*, *Astrophys. J.* **760** (2012) 53 [[arXiv:1207.3105](#)] [[INSPIRE](#)].
- [27] ANTARES collaboration, S. Adrián-Martínez et al., *Measurement of Atmospheric Neutrino Oscillations with the ANTARES Neutrino Telescope*, *Phys. Lett. B* **714** (2012) 224 [[arXiv:1206.0645](#)] [[INSPIRE](#)].
- [28] ANTARES collaboration, M. Ageron et al., *ANTARES: the first undersea neutrino telescope*, *Nucl. Instrum. Meth. A* **656** (2011) 11 [[arXiv:1104.1607](#)] [[INSPIRE](#)].
- [29] M. Aglietta, P. Antonioli, G. Bari, C. Castagnoli, W. Fulgione et al., *Search for low energy neutrino in correlation with the 8 events observed by the EXPLORER and NAUTILUS detectors in 2001*, *Astron. Astrophys.* **421** (2004) 399 [[astro-ph/0403207](#)] [[INSPIRE](#)].
- [30] ANTARES collaboration, J. Aguilar et al., *Study of large hemispherical photomultiplier tubes for the antares neutrino telescope*, *Nucl. Instrum. Meth. A* **555** (2005) 132 [[physics/0510031](#)] [[INSPIRE](#)].
- [31] ANTARES collaboration, J. Aguilar et al., *The data acquisition system for the ANTARES Neutrino Telescope*, *Nucl. Instrum. Meth. A* **570** (2007) 107 [[astro-ph/0610029](#)] [[INSPIRE](#)].
- [32] ANTARES collaboration, J. Aguilar et al., *Zenith distribution and flux of atmospheric muons measured with the 5-line ANTARES detector*, *Astropart. Phys.* **34** (2010) 179 [[arXiv:1007.1777](#)] [[INSPIRE](#)].
- [33] ANTARES collaboration, J. Aguilar et al., *Search for a diffuse flux of high-energy  $\nu_\mu$  with the ANTARES neutrino telescope*, *Phys. Lett. B* **696** (2011) 16 [[arXiv:1011.3772](#)] [[INSPIRE](#)].

- [34] ANTARES collaboration, J. Aguilar et al., *A fast algorithm for muon track reconstruction and its application to the ANTARES neutrino telescope*, *Astropart. Phys.* **34** (2011) 652 [[arXiv:1105.4116](#)] [[INSPIRE](#)].
- [35] J. Alvarez-Muniz and F. Halzen,  *$10^{20}$  eV cosmic ray and particle physics with kilometer scale neutrino telescopes*, *Phys. Rev. D* **63** (2001) 037302 [[astro-ph/0007329](#)] [[INSPIRE](#)].
- [36] ANTARES collaboration, P. Amram et al., *Sedimentation and fouling of optical surfaces at the antares site*, *Astropart. Phys.* **19** (2003) 253 [[astro-ph/0206454](#)] [[INSPIRE](#)].
- [37] L. Anchordoqui and F. Halzen, *IceHEP high energy physics at the south pole*, *Annals Phys.* **321** (2006) 2660 [[hep-ph/0510389](#)] [[INSPIRE](#)].
- [38] S. Ando and J.F. Beacom, *Revealing the supernova-gamma-ray burst connection with TeV neutrinos*, *Phys. Rev. Lett.* **95** (2005) 061103 [[astro-ph/0502521](#)] [[INSPIRE](#)].
- [39] Y. Aso, Z. Marka, C. Finley, J. Dwyer, K. Kotake et al., *Search method for coincident events from LIGO and IceCube detectors*, *Class. Quant. Grav.* **25** (2008) 114039 [[arXiv:0711.0107](#)] [[INSPIRE](#)].
- [40] H. Athar, C. Kim and J. Lee, *The Intrinsic and oscillated astrophysical neutrino flavor ratios*, *Mod. Phys. Lett. A* **21** (2006) 1049 [[hep-ph/0505017](#)] [[INSPIRE](#)].
- [41] B. Baret, I. Bartos, B. Bouhou, A. Corsi, I. Di Palma et al., *Bounding the Time Delay between High-energy Neutrinos and Gravitational-wave Transients from Gamma-ray Bursts*, *Astropart. Phys.* **35** (2011) 1 [[arXiv:1101.4669](#)] [[INSPIRE](#)].
- [42] S. Barthelmy, L. Barbier, J. Cummings, E. Fenimore, N. Gehrels et al., *The Burst Alert Telescope (BAT) on the Swift MIDEX mission*, *Space Sci. Rev.* **120** (2005) 143 [[astro-ph/0507410](#)] [[INSPIRE](#)].
- [43] I. Bartos, C. Finley, A. Corsi and S. Marka, *Observational Constraints on Multi-messenger Sources of Gravitational Waves and High-energy Neutrinos*, *Phys. Rev. Lett.* **107** (2011) 251101 [[arXiv:1108.3001](#)] [[INSPIRE](#)].
- [44] G. Bazin, N. Palanque-Delabrouille, J. Rich, V. Ruhlmann-Kleider, E. Aubourg et al., *The Core-collapse rate from the Supernova Legacy Survey*, *Astron. Astrophys.* **499** (2009) 653 [[arXiv:0904.1066](#)] [[INSPIRE](#)].
- [45] V. Berezhinsky, E. Sabancilar and A. Vilenkin, *Extremely High Energy Neutrinos from Cosmic Strings*, *Phys. Rev. D* **84** (2011) 085006 [[arXiv:1108.2509](#)] [[INSPIRE](#)].
- [46] P.N. Bhat et al., *The GLAST Burst Monitor*, in *AIP Conf. Ser., Vol. 727, Gamma-Ray Bursts: 30 Years of Discovery*, E. Fenimore and M. Galassi eds. (2004), pg. 684.
- [47] P. Bhattacharjee, *Cosmic Strings and Ultrahigh-Energy Cosmic Rays*, *Phys. Rev. D* **40** (1989) 3968 [[INSPIRE](#)].
- [48] S. Braccini, L. Barsotti, C. Bradaschia, G. Cella, A. Di Virgilio et al., *Measurement of the seismic attenuation performance of the VIRGO superattenuator*, *Astropart. Phys.* **23** (2005) 557 [[INSPIRE](#)].
- [49] P.R. Brady, J.D. Creighton and A.G. Wiseman, *Upper limits on gravitational-wave signals based on loudest events*, *Class. Quant. Grav.* **21** (2004) S1775 [[gr-qc/0405044](#)] [[INSPIRE](#)].
- [50] O. Bromberg, E. Nakar and T. Piran, *Are low luminosity GRBs generated by relativistic jets?*, *Astrophys. J. Lett.* **739** (2011) L55 [[arXiv:1107.1346](#)] [[INSPIRE](#)].
- [51] A. Burrows, L. Dessart, E. Livne, C.D. Ott and J. Murphy, *Simulations of Magnetically-Driven Supernova and Hypernova Explosions in the Context of Rapid Rotation*, *Astrophys. J.* **664** (2007) 416 [[astro-ph/0702539](#)] [[INSPIRE](#)].

- [52] R. Chapman, N.R. Tanvir, R.S. Priddey and A.J. Levan, *How common are long Gamma-Ray Bursts in the Local Universe?*, *Mon. Not. Roy. Astron. Soc. Lett.* **382** (2007) L21 [[arXiv:0708.2106](#)] [[INSPIRE](#)].
- [53] S. Chatterji, A. Lazzarini, L. Stein, P.J. Sutton, A. Searle et al., *Coherent network analysis technique for discriminating gravitational-wave bursts from instrumental noise*, *Phys. Rev. D* **74** (2006) 082005 [[gr-qc/0605002](#)] [[INSPIRE](#)].
- [54] H.-Y. Chen and D.E. Holz, *GRB beaming and gravitational-wave observations*, [arXiv:1206.0703](#) [[INSPIRE](#)].
- [55] A. Corsi and P. Mészáros, *GRB afterglow plateaus and Gravitational Waves: multi-messenger signature of a millisecond magnetar?*, *Astrophys. J.* **702** (2009) 1171 [[arXiv:0907.2290](#)] [[INSPIRE](#)].
- [56] A. Corsi and B.J. Owen, *Maximum gravitational-wave energy emissible in magnetar flares*, *Phys. Rev. D* **83** (2011) 104014 [[arXiv:1102.3421](#)] [[INSPIRE](#)].
- [57] D.M. Coward, *Simulating a faint gamma-ray burst population*, *Mon. Not. Roy. Astron. Soc. Lett.* **360** (2005) L77 [[astro-ph/0504493](#)] [[INSPIRE](#)].
- [58] J.D.E. Creighton and W.G. Anderson, *Gravitational-Wave Physics and Astronomy: An Introduction to Theory, Experiment and Data Analysis*, Wiley-VCH, Hoboken, NJ, U.S.A. (2011).
- [59] T. Damour and A. Vilenkin, *Gravitational wave bursts from cosmic strings*, *Phys. Rev. Lett.* **85** (2000) 3761 [[gr-qc/0004075](#)] [[INSPIRE](#)].
- [60] T. Damour and A. Vilenkin, *Gravitational wave bursts from cusps and kinks on cosmic strings*, *Phys. Rev. D* **64** (2001) 064008 [[gr-qc/0104026](#)] [[INSPIRE](#)].
- [61] M.B. Davies, A. King, S. Rosswog and G. Wynn, *Gamma-ray bursts, supernova kicks and gravitational radiation*, *Astrophys. J.* **579** (2002) L63 [[astro-ph/0204358](#)] [[INSPIRE](#)].
- [62] J.A. de Freitas Pacheco, *Do soft gamma repeaters emit gravitational waves?* *Astron. Astrophys.* **336** (1998) 397.
- [63] A. Dietz, N. Fotopoulos, L. Singer and C. Cutler, *Outlook for detection of GW inspirals by GRB-triggered searches in the advanced detector era*, [arXiv:1210.3095](#) [[INSPIRE](#)].
- [64] H. Dimmelmeier, C.D. Ott, A. Marek and H.-T. Janka, *The Gravitational Wave Burst Signal from Core Collapse of Rotating Stars*, *Phys. Rev. D* **78** (2008) 064056 [[arXiv:0806.4953](#)] [[INSPIRE](#)].
- [65] J.A. Faber and F.A. Rasio, *Binary Neutron Star Mergers*, *Living Rev. Rel.* **15** (2012) 8 [[arXiv:1204.3858](#)] [[INSPIRE](#)].
- [66] C.L. Fryer, D.E. Holz and S.A. Hughes, *Gravitational wave emission from core collapse of massive stars*, *Astrophys. J.* **565** (2002) 430 [[astro-ph/0106113](#)] [[INSPIRE](#)].
- [67] C.L. Fryer and K.C.B. New, *Gravitational waves from gravitational collapse*, *Living Rev. Rel.* **14** (2011) 1.
- [68] N. Gehrels, E. Ramirez-Ruiz and D.B. Fox, *Gamma-Ray Bursts in the Swift Era*, *Ann. Rev. Astron. Astrophys.* **47** (2009) 567 [[arXiv:0909.1531](#)] [[INSPIRE](#)].
- [69] SWIFT SCIENCE collaboration, N. Gehrels et al., *The Swift Gamma-Ray Burst Mission*, *AIP Conf. Proc.* **727** (2004) 637 [[astro-ph/0405233](#)] [[INSPIRE](#)].
- [70] R. Gill and J.S. Heyl, *On the trigger mechanisms for SGR giant flares*, *Mon. Not. Roy. Astron. Soc.* **407** (2010) 1926 [[arXiv:1002.3662](#)] [[INSPIRE](#)].
- [71] ANITA collaboration, P. Gorham et al., *Observational Constraints on the Ultra-high Energy Cosmic Neutrino Flux from the Second Flight of the ANITA Experiment*, *Phys. Rev. D* **82** (2010) 022004 [[arXiv:1003.2961](#)], [*Erratum ibid.* **85** (2012) 049901 [arXiv:1011.5004](#)] [[INSPIRE](#)].

- [72] D. Guetta and T. Piran, *The batse-swift luminosity and redshift distributions of short-duration grbs*, *Astron. Astrophys.* **453** (2006) 823 [[astro-ph/0511239](#)] [[INSPIRE](#)].
- [73] D. Guetta, T. Piran and E. Waxman, *The Luminosity and angular distributions of long GRBs*, *Astrophys. J.* **619** (2005) 412 [[astro-ph/0311488](#)] [[INSPIRE](#)].
- [74] D. Guetta and L. Stella, *Short Gamma-Ray Bursts and Gravitational Waves from Dynamically Formed Merging Binaries*, *Astron. Astrophys.* **498** (2009) 329 [[arXiv:0811.0684](#)] [[INSPIRE](#)].
- [75] D. Guetta and M.D. Valle, *On the Rates of Gamma-Ray Bursts and Type Ib/c Supernovae*, *Astrophys. J. Lett.* **657** (2007) L73.
- [76] D. Guetta, D. Hooper, J. Alvarez-Muniz, F. Halzen and E. Reuveni, *Neutrinos from individual gamma-ray bursts in the BATSE catalog*, *Astropart. Phys.* **20** (2004) 429 [[astro-ph/0302524](#)] [[INSPIRE](#)].
- [77] G. Halladjian, *Search for high energy neutrinos emitted by point-like sources with ANTARES*, Ph.D. thesis, Université de la Méditerranée–Aix Marseille II, Marseilles, France (2010).
- [78] F. Halzen, H. Landsman and T. Montaruli, *TeV photons and neutrinos from giant soft-gamma repeaters flares*, [astro-ph/0503348](#) [[INSPIRE](#)].
- [79] LIGO scientific collaboration, G.M. Harry et al., *Advanced LIGO: The next generation of gravitational wave detectors*, *Class. Quant. Grav.* **27** (2010) 084006.
- [80] H.-N. He, R.-Y. Liu, X.-Y. Wang, S. Nagataki, K. Murase et al., *IceCube non-detection of GRBs: Constraints on the fireball properties*, *Astrophys. J.* **752** (2012) 29 [[arXiv:1204.0857](#)] [[INSPIRE](#)].
- [81] ANTARES collaboration, KM3NET CONSORTIUM collaboration, J.J. Hernandez-Rey, *Neutrino Telescopes in the Mediterranean Sea*, *J. Phys. Conf. Ser.* **171** (2009) 012047 [[arXiv:0904.4011](#)] [[INSPIRE](#)].
- [82] C.T. Hill, D.N. Schramm and T.P. Walker, *Ultrahigh-Energy Cosmic Rays from Superconducting Cosmic Strings*, *Phys. Rev. D* **36** (1987) 1007 [[INSPIRE](#)].
- [83] J. Hjorth and J.S. Bloom, *The GRB-supernova connection*, in *Gamma-Ray Bursts*, C. Kouveliotou et al. eds., Cambridge University Press Cambridge, U.K. (2011), pg. 169.
- [84] S. Horiuchi and S. Ando, *High-energy neutrinos from reverse shocks in choked and successful relativistic jets*, *Phys. Rev. D* **77** (2008) 063007 [[arXiv:0711.2580](#)] [[INSPIRE](#)].
- [85] S. Hummer, P. Baerwald and W. Winter, *Neutrino Emission from Gamma-Ray Burst Fireballs, Revised*, *Phys. Rev. Lett.* **108** (2012) 231101 [[arXiv:1112.1076](#)] [[INSPIRE](#)].
- [86] K. Hurkey, *Soft gamma repeaters*, *Adv. Space Res.* **47** (2011) 1326.
- [87] K. Ioka, *Magnetic deformation of magnetars for the giant flares of the soft gamma-ray repeaters*, *Mon. Not. Roy. Astron. Soc.* **327** (2001) 639 [[astro-ph/0009327](#)] [[INSPIRE](#)].
- [88] K. Ioka, S. Razzaque, S. Kobayashi and P. Mészáros, *TeV-PeV neutrinos from giant flares of magnetars and the case of SGR 1806-20*, *Astrophys. J.* **633** (2005) 1013 [[astro-ph/0503279](#)] [[INSPIRE](#)].
- [89] L.Z. Kelley, I. Mandel and E. Ramirez-Ruiz, *Electromagnetic transients as triggers in searches for gravitational waves from compact binary mergers*, [arXiv:1209.3027](#) [[INSPIRE](#)].
- [90] A. Khokhlov, P. Hoeflich, E. Oran, J. Wheeler and L. Wang, *Jet-induced explosions of core collapse supernovae*, *Astrophys. J. Lett.* **524** (1999) L107 [[astro-ph/9904419](#)] [[INSPIRE](#)].
- [91] T. Kibble, *Topology of Cosmic Domains and Strings*, *J. Phys. A* **9** (1976) 1387 [[INSPIRE](#)].

- [92] K. Kiuchi, M. Shibata, P.J. Montero and J.A. Font, *Gravitational waves from the Papaloizou-Pringle instability in black hole-torus systems*, *Phys. Rev. Lett.* **106** (2011) 251102 [[arXiv:1105.5035](#)] [[INSPIRE](#)].
- [93] S. Kobayashi and P. Mészáros, *Gravitational radiation from gamma-ray burst progenitors*, *Astrophys. J.* **589** (2003) 861 [[astro-ph/0210211](#)] [[INSPIRE](#)].
- [94] S. Kobayashi and P. Mészáros, *Polarized gravitational waves from gamma-ray bursts*, *Astrophys. J.* **585** (2003) L89 [[astro-ph/0212539](#)] [[INSPIRE](#)].
- [95] K. Kotake, *Multiple physical elements to determine the gravitational-wave signatures of core-collapse supernovae*, *C. R. Physique* **14** (2013) 318 [[arXiv:1110.5107](#)] [[INSPIRE](#)].
- [96] D. Lazzati, B.J. Morsony, C.H. Blackwell and M.C. Begelman, *Unifying the Zoo of Jet-Driven Stellar Explosions*, *Astrophys. J.* **750** (2012) 68 [[arXiv:1111.0970](#)] [[INSPIRE](#)].
- [97] T. Le and C.D. Dermer, *On the Redshift Distribution of Gamma Ray Bursts in the Swift Era*, *Astrophys. J.* **661** (2007) 394 [[astro-ph/0610043](#)] [[INSPIRE](#)].
- [98] Y. Levin and M. van Hoven, *On the excitation of  $f$ -modes and torsional modes by magnetar giant flares*, *Mon. Not. Roy. Astron. Soc.* **418** (2011) 659 [[arXiv:1103.0880](#)] [[INSPIRE](#)].
- [99] Z. Li, *On the excitation of  $f$  modes and torsional modes by magnetar giant flares*, *Phys. Rev. D* **85** (2012) 027301.
- [100] E. Liang, B. Zhang and Z. Dai, *Low Luminosity Gamma-Ray Bursts as a Unique Population: Luminosity Function, Local Rate and Beaming Factor*, *Astrophys. J.* **662** (2007) 1111 [[astro-ph/0605200](#)] [[INSPIRE](#)].
- [101] C. Lunardini and E. Sabancilar, *Cosmic Strings as Emitters of Extremely High Energy Neutrinos*, *Phys. Rev. D* **86** (2012) 085008 [[arXiv:1206.2924](#)] [[INSPIRE](#)].
- [102] M. Lyutikov, *Magnetar giant flares and afterglows as relativistic magnetized explosions*, *Mon. Not. Roy. Astron. Soc.* **367** (2006) 1594 [[astro-ph/0511711](#)] [[INSPIRE](#)].
- [103] A. MacFadyen and S. Woosley, *Collapsars: Gamma-ray bursts and explosions in ‘failed supernovae’*, *Astrophys. J.* **524** (1999) 262 [[astro-ph/9810274](#)] [[INSPIRE](#)].
- [104] S. Mattila, T. Dahlen, A. Efstathiou, E. Kankare, J. Melinder et al., *Core-collapse supernovae missed by optical surveys*, *Astrophys. J.* **756** (2012) 111 [[arXiv:1206.1314](#)] [[INSPIRE](#)].
- [105] C. Meegan, G. Lichti, P. Bhat, E. Bissaldi, M.S. Briggs et al., *The Fermi Gamma-Ray Burst Monitor*, *Astrophys. J.* **702** (2009) 791 [[arXiv:0908.0450](#)] [[INSPIRE](#)].
- [106] S. Mereghetti, *The multi-wavelength properties of Anomalous X-ray Pulsars and Soft Gamma-ray Repeaters* *Adv. Space Res.* **47** (2011) 1317.
- [107] P. Mészáros, *Gamma-Ray Bursts*, *Rept. Prog. Phys.* **69** (2006) 2259 [[astro-ph/0605208](#)] [[INSPIRE](#)].
- [108] P. Mészáros and E. Waxman, *TeV neutrinos from successful and choked gamma-ray bursts*, *Phys. Rev. Lett.* **87** (2001) 171102 [[astro-ph/0103275](#)] [[INSPIRE](#)].
- [109] B.D. Metzger et al., *The protomagnetar model for gamma-ray bursts*, *Mon. Not. Roy. Astron. Soc.* **413** (2011) 2031.
- [110] M. Modjaz, *Tellar forensics with the supernova-GRB connection — Ludwig Biermann Award Lecture 2010*, *Astron. Nachr.* **332** (2011) 434.
- [111] H.J. Mosquera Cuesta and D. Morejon Gonzalez, *Bursts of gravitational radiation from superconducting cosmic strings and the neutrino mass spectrum*, *Phys. Lett. B* **500** (2001) 215 [[astro-ph/0102454](#)] [[INSPIRE](#)].
- [112] K. Murase and S. Nagataki, *High Energy Neutrino Flash from Far-UV/X-ray Flares of Gamma-Ray Bursts*, *Phys. Rev. Lett.* **97** (2006) 051101 [[astro-ph/0604437](#)] [[INSPIRE](#)].

- [113] K. Murase, K. Ioka, S. Nagataki and T. Nakamura, *High Energy Neutrinos and Cosmic-Rays from Low-Luminosity Gamma-Ray Bursts?*, *Astrophys. J.* **651** (2006) L5 [[astro-ph/0607104](#)] [[INSPIRE](#)].
- [114] E. Nakar, *Short-Hard Gamma-Ray Bursts*, *Phys. Rept.* **442** (2007) 166 [[astro-ph/0701748](#)] [[INSPIRE](#)].
- [115] E. Nakar, A. Gal-Yam and D.B. Fox, *The Local Rate and the Progenitor Lifetimes of Short-Hard Gamma-Ray Bursts: Synthesis and Predictions for LIGO*, *Astrophys. J.* **650** (2006) 281 [[astro-ph/0511254](#)] [[INSPIRE](#)].
- [116] S. Nissanke, M. Kasliwal and A. Georgieva, *Identifying Elusive Electromagnetic Counterparts to Gravitational Wave Mergers: an end-to-end simulation*, *Astrophys. J.* **767** (2013) 124 [[arXiv:1210.6362](#)] [[INSPIRE](#)].
- [117] E. O'Connor and C.D. Ott, *Black Hole Formation in Failing Core-Collapse Supernovae*, *Astrophys. J.* **730** (2011) 70 [[arXiv:1010.5550](#)] [[INSPIRE](#)].
- [118] C.D. Ott, *The Gravitational Wave Signature of Core-Collapse Supernovae*, *Class. Quant. Grav.* **26** (2009) 063001 [[arXiv:0809.0695](#)] [[INSPIRE](#)].
- [119] C. Ott, C. Reisswig, E. Schnetter, E. O'Connor, U. Sperhake et al., *Dynamics and Gravitational Wave Signature of Collapsar Formation*, *Phys. Rev. Lett.* **106** (2011) 161103 [[arXiv:1012.1853](#)] [[INSPIRE](#)].
- [120] C. Ott, E. Abdikamalov, E. O'Connor, C. Reisswig, R. Haas et al., *Correlated Gravitational Wave and Neutrino Signals from General-Relativistic Rapidly Rotating Iron Core Collapse*, *Phys. Rev. D* **86** (2012) 024026 [[arXiv:1204.0512](#)] [[INSPIRE](#)].
- [121] J.C. Papaloizou and G.J. Savonije, *Instabilities in self-gravitating gaseous discs*, *Mon. Not. Roy. Astron. Soc.* **248** (1991) 353.
- [122] J.C.B. Papaloizou and J.E. Pringle, *The dynamical stability of differentially rotating discs with constant specific angular momentum*, *Mon. Not. Roy. Astron. Soc.* **208** (1984) 721.
- [123] T. Piran, *The physics of gamma-ray bursts*, *Rev. Mod. Phys.* **76** (2004) 1143 [[astro-ph/0405503](#)] [[INSPIRE](#)].
- [124] A.L. Piro and E. Pfahl, *Fragmentation of Collapsar Disks and the Production of Gravitational Waves*, *Astrophys. J.* **658** (2007) 1173 [[astro-ph/0610696](#)] [[INSPIRE](#)].
- [125] J. Polchinski, *Introduction to cosmic F- and D-strings*, [hep-th/0412244](#) [[INSPIRE](#)].
- [126] R. Popham, S. Woosley and C. Fryer, *Hyperaccreting black holes and gamma-ray bursts*, *Astrophys. J.* **518** (1999) 356 [[astro-ph/9807028](#)] [[INSPIRE](#)].
- [127] T. Pradier, *Coincidences between Gravitational Wave Interferometers and High Energy Neutrino Telescopes*, *Nucl. Instrum. Meth. A* **602** (2009) 268 [[arXiv:0807.2562](#)] [[INSPIRE](#)].
- [128] S. Razzaque, P. Mészáros and E. Waxman, *Neutrino tomography of gamma-ray bursts and massive stellar collapses*, *Phys. Rev. D* **68** (2003) 083001 [[astro-ph/0303505](#)] [[INSPIRE](#)].
- [129] S. Razzaque, P. Mészáros and E. Waxman, *TeV neutrinos from core collapse supernovae and hypernovae*, *Phys. Rev. Lett.* **93** (2004) 181101 [*Erratum ibid.* **94** (2005) 109903] [[astro-ph/0407064](#)] [[INSPIRE](#)].
- [130] S. Razzaque, P. Mészáros and E. Waxman, *High energy neutrinos from a slow jet model of core collapse supernovae*, *Mod. Phys. Lett. A* **20** (2005) 2351 [[astro-ph/0509729](#)] [[INSPIRE](#)].
- [131] S. Scheidegger, R. Kaeppli, S. Whitehouse, T. Fischer and M. Liebendoerfer, *The Influence of Model Parameters on the Prediction of Gravitational wave Signals from Stellar Core Collapse*, *Astron. Astrophys.* **514** (2010) A51 [[arXiv:1001.1570](#)] [[INSPIRE](#)].
- [132] O. Scholten, S. Buitink, J. Bacelar, R. Braun, A. de Bruyn et al., *First results of the NuMoon experiment*, *Nucl. Instrum. Meth. A* **604** (2009) S102 [[INSPIRE](#)].

- [133] M. Shibata and K. Taniguchi, *Coalescence of Black Hole-Neutron Star Binaries*, *Living Rev. Relat.* **14** (2011) 6.
- [134] X. Siemens, J. Creighton, I. Maor, S. Ray Majumder, K. Cannon et al., *Gravitational wave bursts from cosmic (super)strings: Quantitative analysis and constraints*, *Phys. Rev. D* **73** (2006) 105001 [[gr-qc/0603115](#)] [[INSPIRE](#)].
- [135] A.M. Soderberg, S. Kulkarni, E. Nakar, E. Berger, D.B. Fox et al., *Relativistic ejecta from X-ray flash XRF 060218 and the rate of cosmic explosions*, *Nature* **442** (2006) 1014 [[astro-ph/0604389](#)] [[INSPIRE](#)].
- [136] A.M. Soderberg et al., *A relativistic type Ibc supernova without a detected  $\gamma$ -ray burst*, *Nature* **463** (2010) 513.
- [137] P.J. Sutton, G. Jones, S. Chatterji, P.M. Kalmus, I. Leonor et al., *X-Pipeline: An Analysis package for autonomous gravitational-wave burst searches*, *New J. Phys.* **12** (2010) 053034 [[arXiv:0908.3665](#)] [[INSPIRE](#)].
- [138] T. Takiwaki and K. Kotake, *Gravitational Wave Signatures of Magnetohydrodynamically-Driven Core-Collapse Supernova Explosions*, *Astrophys. J.* **743** (2011) 30 [[arXiv:1004.2896](#)] [[INSPIRE](#)].
- [139] C. Thompson and R.C. Duncan, *The Soft gamma repeaters as very strongly magnetized neutron stars - 1. Radiative mechanism for outbursts*, *Mon. Not. Roy. Astron. Soc.* **275** (1995) 255 [[INSPIRE](#)].
- [140] K.S. Thorne, *Gravitational radiation*, in *300 Years of Gravitation*, S.W. Hawking and W. Israel eds., Cambridge University Press Cambridge, U.K. (1987).
- [141] M.H.M. van Putten, A. Levinson, H.K. Lee, T. Regimbau, M. Punturo et al., *Gravitational radiation from gamma-ray bursts as observational opportunities for LIGO and VIRGO*, *Phys. Rev. D* **69** (2004) 044007 [[gr-qc/0308016](#)] [[INSPIRE](#)].
- [142] F.J. Virgili, E.W. Liang and B. Zhang, *Low-luminosity gamma-ray bursts as a distinct GRB population: a firmer case from multiple criteria constraints*, *Mon. Not. Roy. Astron. Soc.* **392** (2009) 91.
- [143] X.-Y. Wang, S. Razzaque, P. Mészáros and Z.-G. Dai, *High-energy Cosmic Rays and Neutrinos from Semi-relativistic Hypernovae*, *Phys. Rev. D* **76** (2007) 083009 [[arXiv:0705.0027](#)] [[INSPIRE](#)].
- [144] M. Was, *Searching for gravitational waves associated with gamma-ray bursts in 2009-2010 LIGO-Virgo data*, Ph.D. thesis, Université Paris Sud, LAL 11-119 (2011).
- [145] M. Was, P.J. Sutton, G. Jones and I. Leonor, *Performance of an externally triggered gravitational-wave burst search*, *Phys. Rev. D* **86** (2012) 022003 [[arXiv:1201.5599](#)] [[INSPIRE](#)].
- [146] E. Waxman and J.N. Bahcall, *High-energy neutrinos from cosmological gamma-ray burst fireballs*, *Phys. Rev. Lett.* **78** (1997) 2292 [[astro-ph/9701231](#)] [[INSPIRE](#)].
- [147] E. Waxman and A. Loeb, *TeV neutrinos and GeV photons from shock breakout in supernovae*, *Phys. Rev. Lett.* **87** (2001) 071101 [[astro-ph/0102317](#)] [[INSPIRE](#)].
- [148] D.J. White, E.J. Daw and V.S. Dhillon, *Low-luminosity gamma-ray bursts as a distinct GRB population a firmer case from multiple criteria constraints*, *Class. Quant. Grav.* **28** (2011) 085016.
- [149] W. Winter, *Neutrinos from Cosmic Accelerators Including Magnetic Field and Flavor Effects*, *Adv. High Energy Phys.* **2012** (2012) 586413 [[arXiv:1201.5462](#)] [[INSPIRE](#)].
- [150] S.E. Woosley, *Gamma-ray bursts from stellar mass accretion disks around black holes*, *Astrophys. J.* **405** (1993) 273 [[INSPIRE](#)].



- [151] S. Woosley and A. Heger, *The Progenitor stars of gamma-ray bursts*, *Astrophys. J.* **637** (2006) 914 [[astro-ph/0508175](#)] [[INSPIRE](#)].
- [152] B.-B. Zhang, Y.-Z. Fan, R.-F. Shen, D. Xu, F.-W. Zhang et al., *GRB 120422A: A Low-luminosity Gamma-ray Burst Driven by Central Engine*, *Astrophys. J.* **756** (2012) 190 [[arXiv:1206.0298](#)] [[INSPIRE](#)].
- [153] B. Zink, P.D. Lasky and K.D. Kokkotas, *Are gravitational waves from giant magnetar flares observable?*, *Phys. Rev. D* **85** (2012) 024030 [[arXiv:1107.1689](#)] [[INSPIRE](#)].

## The ANTARES collaboration

S. Adrián-Martínez<sup>1</sup>, I. Al Samarai<sup>2</sup>, A. Albert<sup>3</sup>, M. André<sup>4</sup>, M. Anghinolfi<sup>5</sup>, G. Anton<sup>6</sup>, S. Anvar<sup>7</sup>, M. Ardid<sup>1</sup>, T. Astraatmadja<sup>8,39</sup>, J.-J. Aubert<sup>2</sup>, B. Baret<sup>9</sup>, S. Basa<sup>10</sup>, V. Bertin<sup>2</sup>, S. Biagi<sup>11,12</sup>, C. Bigongiari<sup>13</sup>, C. Bogazzi<sup>8</sup>, M. Bou-Cabo<sup>1</sup>, B. Bouhou<sup>9</sup>, M.C. Bouwhuis<sup>8</sup>, J. Brunner<sup>2</sup>, J. Busto<sup>2</sup>, A. Capone<sup>14,15</sup>, C. Cârloganu<sup>16</sup>, J. Carr<sup>2</sup>, S. Cecchini<sup>11</sup>, Z. Charif<sup>2</sup>, Ph. Charvis<sup>17</sup>, T. Chiarusi<sup>11</sup>, M. Circella<sup>18</sup>, R. Coniglione<sup>19</sup>, L. Core<sup>2</sup>, H. Costantini<sup>2</sup>, P. Coyle<sup>2</sup>, A. Creusot<sup>9</sup>, C. Curtil<sup>2</sup>, G. De Bonis<sup>14,15</sup>, M.P. Decowski<sup>8</sup>, I. Dekeyser<sup>20</sup>, A. Deschamps<sup>17</sup>, C. Distefano<sup>19</sup>, C. Donzaud<sup>9,21</sup>, D. Dornic<sup>13,2</sup>, Q. Dorosti<sup>22</sup>, D. Drouhin<sup>3</sup>, T. Eberl<sup>6</sup>, U. Emanuele<sup>13</sup>, A. Enzenhöfer<sup>6</sup>, J.-P. Ernenwein<sup>2</sup>, S. Escoffier<sup>2</sup>, K. Fehn<sup>6</sup>, P. Fermani<sup>14,15</sup>, M. Ferri<sup>1</sup>, S. Ferry<sup>23</sup>, V. Flaminio<sup>24,25</sup>, F. Folger<sup>6</sup>, U. Fritsch<sup>6</sup>, J.-L. Fuda<sup>20</sup>, S. Galatà<sup>2</sup>, P. Gay<sup>16</sup>, K. Geyer<sup>6</sup>, G. Giacomelli<sup>11,12</sup>, V. Giordano<sup>19</sup>, J.P. Gómez-González<sup>13</sup>, K. Graf<sup>6</sup>, G. Guillard<sup>16</sup>, G. Hallewell<sup>2</sup>, M. Hamal<sup>26</sup>, H. van Haren<sup>27</sup>, A.J. Heijboer<sup>8</sup>, Y. Hello<sup>17</sup>, J.J. Hernández-Rey<sup>13</sup>, B. Herold<sup>6</sup>, J. Höfl<sup>6</sup>, C.C. Hsu<sup>8</sup>, M. de Jong<sup>8,39</sup>, M. Kadler<sup>28</sup>, O. Kalekin<sup>6</sup>, A. Kappes<sup>6,40</sup>, U. Katz<sup>6</sup>, O. Kavatsyuk<sup>22</sup>, P. Kooijman<sup>8,29,30</sup>, C. Kopper<sup>8,6</sup>, A. Kouchner<sup>9</sup>, I. Kreykenbohm<sup>28</sup>, V. Kulikovskiy<sup>31,5</sup>, R. Lahmann<sup>6</sup>, G. Lambard<sup>13</sup>, G. Larosa<sup>1</sup>, D. Lattuada<sup>19</sup>, D. Lefèvre<sup>20</sup>, G. Lim<sup>8,30</sup>, D. Lo Presti<sup>32,33</sup>, H. Loehner<sup>22</sup>, S. Loucatos<sup>23</sup>, F. Louis<sup>7</sup>, S. Mangano<sup>13</sup>, M. Marcelin<sup>10</sup>, A. Margiotta<sup>11,12</sup>, J.A. Martínez-Mora<sup>1</sup>, S. Martini<sup>20</sup>, A. Meli<sup>6</sup>, T. Montaruli<sup>18,34</sup>, M. Morganti<sup>24,41</sup>, L. Moscico<sup>9,23,†</sup>, H. Motz<sup>6</sup>, M. Neff<sup>6</sup>, E. Nezri<sup>10</sup>, D. Palioselitis<sup>8</sup>, G.E. Pávālas<sup>35</sup>, K. Payet<sup>23</sup>, J. Petrovic<sup>8</sup>, P. Piattelli<sup>19</sup>, V. Popa<sup>35</sup>, T. Pradier<sup>36</sup>, E. Presani<sup>8</sup>, C. Racca<sup>3</sup>, C. Reed<sup>8</sup>, G. Riccobene<sup>19</sup>, C. Richardt<sup>6</sup>, R. Richter<sup>6</sup>, C. Rivière<sup>2</sup>, A. Robert<sup>20</sup>, K. Roensch<sup>6</sup>, A. Rostovtsev<sup>37</sup>, J. Ruiz-Rivas<sup>13</sup>, M. Rujoiu<sup>35</sup>, G.V. Russo<sup>32,33</sup>, D.F.E. Samtleben<sup>8</sup>, A. Sánchez-Losa<sup>13</sup>, P. Sapienza<sup>19</sup>, J. Schmid<sup>6</sup>, J. Schnabel<sup>6</sup>, F. Schöck<sup>6</sup>, J.-P. Schuller<sup>23</sup>, F. Schüssler<sup>23</sup>, T. Seitz<sup>6</sup>, R. Shandize<sup>6</sup>, F. Simeone<sup>14,15</sup>, A. Spies<sup>6</sup>, M. Spurio<sup>11,12</sup>, J.J.M. Steijger<sup>8</sup>, Th. Stolarczyk<sup>23</sup>, M. Taiuti<sup>5,38</sup>, C. Tamburini<sup>20</sup>, A. Trovato<sup>32</sup>, B. Vallage<sup>23</sup>, C. Vallée<sup>2</sup>, V. Van Elewyck<sup>9</sup>, M. Vecchi<sup>2</sup>, P. Vernin<sup>23</sup>, E. Visser<sup>8</sup>, S. Wagner<sup>6</sup>, G. Wijmer<sup>8</sup>, J. Wilms<sup>28</sup>, E. de Wolf<sup>8,30</sup>, H. Yepes<sup>13</sup>, D. Zaborov<sup>37</sup>, J.D. Zornoza<sup>13</sup>, J. Zúñiga<sup>13</sup>

## The LIGO and the Virgo collaboration

J. Aasi<sup>42</sup>, J. Abadie<sup>42</sup>, B. P. Abbott<sup>42</sup>, R. Abbott<sup>42</sup>, T. D. Abbott<sup>43</sup>, M. Abernathy<sup>44</sup>, T. Accadia<sup>45</sup>, F. Acernese<sup>46,48</sup>, C. Adams<sup>49</sup>, T. Adams<sup>50</sup>, P. Addresso<sup>48</sup>, R. Adhikari<sup>42</sup>, C. Affeldt<sup>52,53</sup>, M. Agathos<sup>8</sup>, K. Agatsuma<sup>55</sup>, P. Ajith<sup>42</sup>, B. Allen<sup>52,56,53</sup>, A. Allocca<sup>24,57</sup>, E. Amador Ceron<sup>56</sup>, D. Amariutei<sup>58</sup>, S. B. Anderson<sup>42</sup>, W. G. Anderson<sup>56</sup>, K. Arai<sup>42</sup>, M. C. Araya<sup>42</sup>, S. Ast<sup>52,53</sup>, S. M. Aston<sup>49</sup>, P. Astone<sup>14</sup>, D. Atkinson<sup>59</sup>, P. Aufmuth<sup>53,52</sup>, C. Aulbert<sup>52,53</sup>, B. E. Aylott<sup>60</sup>, S. Babak<sup>61</sup>, P. Baker<sup>62</sup>, G. Ballardin<sup>63</sup>, S. Ballmer<sup>64</sup>, Y. Bao<sup>58</sup>, J. C. B. Barayoga<sup>42</sup>, D. Barker<sup>59</sup>, F. Barone<sup>46,48</sup>, B. Barr<sup>44</sup>, L. Barsotti<sup>65</sup>, M. Barsuglia<sup>9</sup>, M. A. Barton<sup>59</sup>, I. Bartos<sup>66</sup>, R. Bassiri<sup>44,67</sup>, M. Bastarrika<sup>44</sup>, A. Basti<sup>24,25</sup>, J. Batch<sup>59</sup>, J. Bauchrowitz<sup>52,53</sup>, Th. S. Bauer<sup>8</sup>, M. Bebronne<sup>45</sup>, D. Beck<sup>67</sup>, B. Behnke<sup>61</sup>, M. Bejger<sup>70</sup>, M.G. Beker<sup>8</sup>, A. S. Bell<sup>44</sup>, C. Bell<sup>44</sup>, I. Belopolski<sup>66</sup>, M. Benacquista<sup>74</sup>, J. M. Berliner<sup>59</sup>, A. Bertolini<sup>52,53</sup>, J. Betzwieser<sup>49</sup>, N. Beveridge<sup>44</sup>, P. T. Beyersdorf<sup>75</sup>, T. Bhadbade<sup>67</sup>, I. A. Bilenko<sup>76</sup>, G. Billingsley<sup>42</sup>, J. Birch<sup>49</sup>, R. Biswas<sup>74</sup>, M. Bitossi<sup>24</sup>, M. A. Bizouard<sup>77</sup>, E. Black<sup>42</sup>, J. K. Blackburn<sup>42</sup>, L. Blackburn<sup>79</sup>, D. Blair<sup>80</sup>, B. Bland<sup>59</sup>, M. Blom<sup>8</sup>, O. Bock<sup>52,53</sup>, T. P. Bodiya<sup>65</sup>, C. Bogan<sup>52,53</sup>, C. Bond<sup>60</sup>, R. Bondarescu<sup>81</sup>, F. Bondu<sup>83</sup>, L. Bonelli<sup>24,25</sup>, R. Bonnard<sup>84</sup>, R. Bork<sup>42</sup>, M. Born<sup>52,53</sup>, V. Boschi<sup>24</sup>, S. Bose<sup>85</sup>, L. Bosi<sup>86</sup>, S. Braccini<sup>24,†</sup>, C. Bradaschia<sup>24</sup>, P. R. Brady<sup>56</sup>, V. B. Braginsky<sup>76</sup>, M. Branchesi<sup>88,89</sup>, J. E. Brau<sup>90</sup>, J. Breyer<sup>52,53</sup>, T. Briant<sup>91</sup>, D. O. Bridges<sup>49</sup>, A. Brillet<sup>82</sup>, M. Brinkmann<sup>52,53</sup>, V. Brisson<sup>77</sup>, M. Britzger<sup>52,53</sup>, A. F. Brooks<sup>42</sup>, D. A. Brown<sup>64</sup>, T. Bulik<sup>69</sup>, H. J. Bulten<sup>8,54</sup>, A. Buonanno<sup>92</sup>, J. Burguet-Castell<sup>93</sup>, D. Buskulic<sup>45</sup>, C. Buy<sup>9</sup>, R. L. Byer<sup>67</sup>, L. Cadonati<sup>94</sup>, G. Cagnoli<sup>74,84</sup>, E. Calloni<sup>46,47</sup>, J. B. Camp<sup>79</sup>, P. Campsie<sup>44</sup>, K. Cannon<sup>95</sup>, B. Canuel<sup>63</sup>, J. Cao<sup>96</sup>, C. D. Capano<sup>92</sup>, F. Carbognani<sup>63</sup>, L. Carbone<sup>60</sup>, S. Caride<sup>97</sup>, S. Caudill<sup>98</sup>, M. Cavaglia<sup>99</sup>, F. Cavalier<sup>77</sup>, R. Cavalieri<sup>63</sup>, G. Cella<sup>24</sup>, C. Cepeda<sup>42</sup>, E. Cesarini<sup>89</sup>, T. Chalermongsak<sup>42</sup>, P. Charlton<sup>100</sup>, E. Chassande-Mottin<sup>9</sup>, W. Chen<sup>96</sup>, X. Chen<sup>80</sup>, Y. Chen<sup>101</sup>, A. Chincarini<sup>5</sup>, A. Chiummo<sup>63</sup>, H. S. Cho<sup>102</sup>, J. Chow<sup>103</sup>, N. Christensen<sup>104</sup>, S. S. Y. Chua<sup>103</sup>, C. T. Y. Chung<sup>105</sup>, S. Chung<sup>80</sup>, G. Ciani<sup>58</sup>, F. Clara<sup>59</sup>, D. E. Clark<sup>67</sup>, J. A. Clark<sup>94</sup>, J. H. Clayton<sup>56</sup>, F. Cleva<sup>82</sup>,

E. Coccia<sup>106,107</sup>, P.-F. Cohadon<sup>91</sup>, C. N. Colacino<sup>24,25</sup>, A. Colla<sup>14,15</sup>, M. Colombini<sup>15</sup>, A. Conte<sup>14,15</sup>,  
 R. Conte<sup>48</sup>, D. Cook<sup>59</sup>, T. R. Corbitt<sup>65</sup>, M. Cordier<sup>75</sup>, N. Cornish<sup>62</sup>, A. Corsi<sup>42</sup>, C. A. Costa<sup>98,109</sup>,  
 M. Coughlin<sup>104</sup>, J.-P. Coulon<sup>82</sup>, P. Couvares<sup>64</sup>, D. M. Coward<sup>80</sup>, M. Cowart<sup>49</sup>, D. C. Coyne<sup>42</sup>,  
 J. D. E. Creighton<sup>56</sup>, T. D. Creighton<sup>74</sup>, A. M. Cruise<sup>60</sup>, A. Cumming<sup>44</sup>, L. Cunningham<sup>44</sup>,  
 E. Cuoco<sup>63</sup>, R. M. Cutler<sup>60</sup>, K. Dahl<sup>52,53</sup>, M. Damjanic<sup>52,53</sup>, S. L. Danilishin<sup>80</sup>, S. D'Antonio<sup>106</sup>,  
 K. Danzmann<sup>52,53</sup>, V. Dattilo<sup>63</sup>, B. Daudert<sup>42</sup>, H. Daveloza<sup>74</sup>, M. Davier<sup>77</sup>, E. J. Daw<sup>110</sup>, R. Day<sup>63</sup>,  
 T. Dayanga<sup>85</sup>, R. De Rosa<sup>46,47</sup>, D. DeBra<sup>67</sup>, G. Debreczeni<sup>111</sup>, J. Degallaix<sup>84</sup>, W. Del Pozzo<sup>8</sup>,  
 T. Dent<sup>50</sup>, V. Dergachev<sup>42</sup>, R. DeRosa<sup>98</sup>, S. Dhurandhar<sup>112</sup>, L. Di Fiore<sup>46</sup>, A. Di Lieto<sup>24,25</sup>,  
 I. Di Palma<sup>52,53</sup>, M. Di Paolo Emilio<sup>106,108</sup>, A. Di Virgilio<sup>24</sup>, M. Díaz<sup>74</sup>, A. Dietz<sup>45,99</sup>, F. Donovan<sup>65</sup>,  
 K. L. Dooley<sup>52,53</sup>, S. Doravari<sup>42</sup>, S. Dorsher<sup>113</sup>, M. Drago<sup>114,115</sup>, R. W. P. Drever<sup>118</sup>,  
 J. C. Driggers<sup>42</sup>, Z. Du<sup>96</sup>, J.-C. Dumas<sup>80</sup>, S. Dwyer<sup>65</sup>, T. Eberle<sup>52,53</sup>, M. Edgar<sup>44</sup>, M. Edwards<sup>50</sup>,  
 A. Effler<sup>98</sup>, P. Ehrens<sup>42</sup>, G. Endrőczy<sup>111</sup>, R. Engel<sup>42</sup>, T. Etzel<sup>42</sup>, K. Evans<sup>44</sup>, M. Evans<sup>65</sup>, T. Evans<sup>49</sup>,  
 M. Factourovich<sup>66</sup>, V. Fafone<sup>106,107</sup>, S. Fairhurst<sup>50</sup>, B. F. Farr<sup>119</sup>, M. Favata<sup>56</sup>, D. Fazi<sup>119</sup>,  
 H. Fehrmann<sup>52,53</sup>, D. Feldbaum<sup>58</sup>, I. Ferrante<sup>24,25</sup>, F. Ferrini<sup>63</sup>, F. Fidecaro<sup>24,25</sup>, L. S. Finn<sup>81</sup>,  
 I. Fiori<sup>63</sup>, R. P. Fisher<sup>64</sup>, R. Flaminio<sup>84</sup>, S. Foley<sup>65</sup>, E. Forsi<sup>49</sup>, L. A. Forte<sup>46</sup>, N. Fotopoulos<sup>42</sup>,  
 J.-D. Fournier<sup>82</sup>, J. Franc<sup>84</sup>, S. Franco<sup>77</sup>, S. Frasca<sup>14,15</sup>, F. Frasconi<sup>24</sup>, M. Frede<sup>52,53</sup>, M. A. Frei<sup>120</sup>,  
 Z. Frei<sup>121</sup>, A. Freise<sup>60</sup>, R. Frey<sup>90</sup>, T. T. Fricke<sup>52,53</sup>, D. Friedrich<sup>52,53</sup>, P. Fritschel<sup>65</sup>, V. V. Frolov<sup>49</sup>,  
 M.-K. Fujimoto<sup>55</sup>, P. J. Fulda<sup>60</sup>, M. Fyffe<sup>49</sup>, J. Gair<sup>122</sup>, M. Galimberti<sup>84</sup>, L. Gammaitoni<sup>86,87</sup>,  
 J. Garcia<sup>59</sup>, F. Garufi<sup>46,47</sup>, M. E. Gáspár<sup>111</sup>, G. Gelencser<sup>121</sup>, G. Gemme<sup>5</sup>, E. Genin<sup>63</sup>, A. Gennai<sup>24</sup>,  
 L. Á. Gergely<sup>123</sup>, S. Ghosh<sup>85</sup>, J. A. Giaime<sup>98,49</sup>, S. Giampanis<sup>56</sup>, K. D. Giardina<sup>49</sup>, A. Giazotto<sup>24</sup>,  
 S. Gil-Casanova<sup>93</sup>, C. Gill<sup>44</sup>, J. Gleason<sup>58</sup>, E. Goetz<sup>52,53</sup>, G. González<sup>98</sup>, M. L. Gorodetsky<sup>76</sup>,  
 S. Gößler<sup>52,53</sup>, R. Gouaty<sup>45</sup>, C. Graef<sup>52,53</sup>, P. B. Graff<sup>122</sup>, M. Granata<sup>84</sup>, A. Grant<sup>44</sup>, C. Gray<sup>59</sup>,  
 R. J. S. Greenhalgh<sup>124</sup>, A. M. Gretarsson<sup>125</sup>, C. Griffo<sup>43</sup>, H. Grote<sup>52,53</sup>, K. Grover<sup>60</sup>,  
 S. Grunewald<sup>61</sup>, G. M. Guidi<sup>88,89</sup>, C. Guido<sup>49</sup>, R. Gupta<sup>112</sup>, E. K. Gustafson<sup>42</sup>, R. Gustafson<sup>97</sup>,  
 J. M. Hallam<sup>60</sup>, D. Hammer<sup>56</sup>, G. Hammond<sup>44</sup>, J. Hanks<sup>59</sup>, C. Hanna<sup>42,126</sup>, J. Hanson<sup>49</sup>,  
 J. Harms<sup>118</sup>, G. M. Harry<sup>127</sup>, I. W. Harry<sup>64</sup>, E. D. Harstad<sup>90</sup>, M. T. Hartman<sup>58</sup>, K. Haughian<sup>44</sup>,  
 K. Hayama<sup>55</sup>, J.-F. Hayau<sup>83</sup>, J. Heefner<sup>42,†</sup>, A. Heidmann<sup>91</sup>, M. C. Heintze<sup>49</sup>, H. Heitmann<sup>82</sup>,  
 P. Hello<sup>77</sup>, G. Hemming<sup>63</sup>, M. A. Hendry<sup>44</sup>, I. S. Heng<sup>44</sup>, A. W. Heptonstall<sup>42</sup>, V. Herrera<sup>67</sup>,  
 M. Heurs<sup>52,53</sup>, M. Hewitson<sup>52,53</sup>, S. Hild<sup>44</sup>, D. Hoak<sup>94</sup>, K. A. Hodge<sup>42</sup>, K. Holt<sup>49</sup>, M. Holtrop<sup>128</sup>,  
 T. Hong<sup>101</sup>, S. Hooper<sup>80</sup>, J. Hough<sup>44</sup>, E. J. Howell<sup>80</sup>, B. Hughey<sup>56</sup>, S. Husa<sup>93</sup>, S. H. Huttner<sup>44</sup>,  
 T. Huynh-Dinh<sup>49</sup>, D. R. Ingram<sup>59</sup>, R. Inta<sup>103</sup>, T. Isogai<sup>104</sup>, A. Ivanov<sup>42</sup>, K. Izumi<sup>55</sup>, M. Jacobson<sup>42</sup>,  
 E. James<sup>42</sup>, Y. J. Jang<sup>119</sup>, P. Jaranowski<sup>71</sup>, E. Jesse<sup>125</sup>, W. W. Johnson<sup>98</sup>, D. I. Jones<sup>129</sup>,  
 R. Jones<sup>44</sup>, R.J.G. Jonker<sup>8</sup>, L. Ju<sup>80</sup>, P. Kalmus<sup>42</sup>, V. Kalogera<sup>119</sup>, S. Kandhasamy<sup>113</sup>, G. Kang<sup>130</sup>,  
 J. B. Kanner<sup>92,79</sup>, M. Kasprzack<sup>63,77</sup>, R. Kasturi<sup>131</sup>, E. Katsavounidis<sup>65</sup>, W. Katzman<sup>49</sup>,  
 H. Kaufer<sup>52,53</sup>, K. Kaufman<sup>101</sup>, K. Kawabe<sup>59</sup>, S. Kawamura<sup>55</sup>, F. Kawazoe<sup>52,53</sup>, D. Keitel<sup>52,53</sup>,  
 D. Kelley<sup>64</sup>, W. Kells<sup>42</sup>, D. G. Keppel<sup>42</sup>, Z. Keresztes<sup>123</sup>, A. Khalaidovski<sup>52,53</sup>, F. Y. Khalili<sup>76</sup>,  
 E. A. Khazanov<sup>132</sup>, B. K. Kim<sup>130</sup>, C. Kim<sup>133</sup>, H. Kim<sup>52,53</sup>, K. Kim<sup>134</sup>, N. Kim<sup>67</sup>, Y. M. Kim<sup>102</sup>,  
 P. J. King<sup>42</sup>, D. L. Kinzel<sup>49</sup>, J. S. Kissel<sup>65</sup>, S. Klimenko<sup>58</sup>, J. Kline<sup>56</sup>, K. Kokeyama<sup>98</sup>,  
 V. Kondrashov<sup>42</sup>, S. Koranda<sup>56</sup>, W. Z. Korth<sup>42</sup>, I. Kowalska<sup>69</sup>, D. Kozak<sup>42</sup>, V. Kringel<sup>52,53</sup>,  
 B. Krishnan<sup>61</sup>, A. Królak<sup>68,72</sup>, G. Kuehn<sup>52,53</sup>, P. Kumar<sup>64</sup>, R. Kumar<sup>44</sup>, R. Kurdyumov<sup>67</sup>,  
 P. Kwee<sup>65</sup>, P. K. Lam<sup>103</sup>, M. Landry<sup>59</sup>, A. Langley<sup>118</sup>, B. Lantz<sup>67</sup>, N. Lastzka<sup>52,53</sup>, C. Lawrie<sup>44</sup>,  
 A. Lazzarini<sup>42</sup>, A. Le Roux<sup>49</sup>, P. Leaci<sup>61</sup>, C. H. Lee<sup>102</sup>, H. K. Lee<sup>134</sup>, H. M. Lee<sup>135</sup>, J. R. Leong<sup>52,53</sup>,  
 I. Leonor<sup>90</sup>, N. Leroy<sup>77</sup>, N. Letendre<sup>45</sup>, V. Lhuillier<sup>59</sup>, J. Li<sup>96</sup>, T. G. F. Li<sup>8</sup>, P. E. Lindquist<sup>42</sup>,  
 V. Litvine<sup>42</sup>, Y. Liu<sup>96</sup>, Z. Liu<sup>58</sup>, N. A. Lockerbie<sup>136</sup>, D. Lodhia<sup>60</sup>, J. Logue<sup>44</sup>, M. Lorenzini<sup>88</sup>,  
 V. Lorette<sup>78</sup>, M. Lormand<sup>49</sup>, G. Losurdo<sup>88</sup>, J. Lough<sup>64</sup>, M. Lubinski<sup>59</sup>, H. Lück<sup>52,53</sup>,  
 A. P. Lundgren<sup>52,53</sup>, J. Macarthur<sup>44</sup>, E. Macdonald<sup>44</sup>, B. Machenschalk<sup>52,53</sup>, M. MacInnis<sup>65</sup>,  
 D. M. Macleod<sup>50</sup>, M. Mageswaran<sup>42</sup>, K. Mailand<sup>42</sup>, E. Majorana<sup>14</sup>, I. Maksimovic<sup>78</sup>, V. Malvezzi<sup>106</sup>,  
 N. Man<sup>82</sup>, I. Mandel<sup>60</sup>, V. Mandic<sup>113</sup>, M. Mantovani<sup>24</sup>, F. Marchesoni<sup>86</sup>, F. Marion<sup>45</sup>, S. Márka<sup>66</sup>,  
 Z. Márka<sup>66</sup>, A. Markosyan<sup>67</sup>, E. Maros<sup>42</sup>, J. Marque<sup>63</sup>, F. Martelli<sup>88,89</sup>, I. W. Martin<sup>44</sup>,  
 R. M. Martin<sup>58</sup>, J. N. Marx<sup>42</sup>, K. Mason<sup>65</sup>, A. Masserot<sup>45</sup>, F. Matichard<sup>65</sup>, L. Matone<sup>66</sup>,  
 R. A. Matzner<sup>137</sup>, N. Mavalvala<sup>65</sup>, G. Mazzolo<sup>52,53</sup>, R. McCarthy<sup>59</sup>, D. E. McClelland<sup>103</sup>,  
 S. C. McGuire<sup>138</sup>, G. McIntyre<sup>42</sup>, J. McIver<sup>94</sup>, G. D. Meadors<sup>97</sup>, M. Mehmet<sup>52,53</sup>, T. Meier<sup>53,52</sup>,  
 A. Melatos<sup>105</sup>, A. C. Melissinos<sup>139</sup>, G. Mendell<sup>59</sup>, D. F. Menéndez<sup>81</sup>, R. A. Mercer<sup>56</sup>, S. Meshkov<sup>42</sup>,

C. Messenger<sup>50</sup>, M. S. Meyer<sup>49</sup>, H. Miao<sup>101</sup>, C. Michel<sup>84</sup>, L. Milano<sup>46,47</sup>, J. Miller<sup>103</sup>,  
 Y. Minenkov<sup>106</sup>, C. M. F. Mingarelli<sup>60</sup>, V. P. Mitrofanov<sup>76</sup>, G. Mitselmakher<sup>58</sup>, R. Mittleman<sup>65</sup>,  
 B. Moe<sup>56</sup>, M. Mohan<sup>63</sup>, S. R. P. Mohapatra<sup>94</sup>, D. Moraru<sup>59</sup>, G. Moreno<sup>59</sup>, N. Morgado<sup>84</sup>,  
 A. Morgia<sup>106,107</sup>, T. Mori<sup>55</sup>, S. R. Morriss<sup>74</sup>, S. Mosca<sup>46,47</sup>, K. Mossavi<sup>52,53</sup>, B. Mours<sup>45</sup>,  
 C. M. Mow-Lowry<sup>103</sup>, C. L. Mueller<sup>58</sup>, G. Mueller<sup>58</sup>, S. Mukherjee<sup>74</sup>, A. Mullavey<sup>98,103</sup>,  
 H. Müller-Ebhardt<sup>52,53</sup>, J. Munch<sup>140</sup>, D. Murphy<sup>66</sup>, P. G. Murray<sup>44</sup>, A. Mytidis<sup>58</sup>, T. Nash<sup>42</sup>,  
 L. Naticchioni<sup>14,15</sup>, V. Necula<sup>58</sup>, J. Nelson<sup>44</sup>, I. Neri<sup>86,87</sup>, G. Newton<sup>44</sup>, T. Nguyen<sup>103</sup>,  
 A. Nishizawa<sup>55</sup>, A. Nitz<sup>64</sup>, F. Nocera<sup>63</sup>, D. Nolting<sup>49</sup>, M. E. Normandin<sup>74</sup>, L. Nuttall<sup>50</sup>,  
 E. Ochsner<sup>56</sup>, J. O'Dell<sup>124</sup>, E. Oelker<sup>65</sup>, G. H. Ogin<sup>42</sup>, J. J. Oh<sup>141</sup>, S. H. Oh<sup>141</sup>, R. G. Oldenberg<sup>56</sup>,  
 B. O'Reilly<sup>49</sup>, R. O'Shaughnessy<sup>56</sup>, C. Osthelder<sup>42</sup>, C. D. Ott<sup>101</sup>, D. J. Ottaway<sup>140</sup>, R. S. Ottens<sup>58</sup>,  
 H. Overmier<sup>49</sup>, B. J. Owen<sup>81</sup>, A. Page<sup>60</sup>, L. Palladino<sup>106,108</sup>, C. Palomba<sup>14</sup>, Y. Pan<sup>92</sup>, C. Pankow<sup>56</sup>,  
 F. Paoletti<sup>24,63</sup>, R. Paoletti<sup>24,57</sup>, M. A. Papa<sup>61,56</sup>, M. Parisi<sup>46,47</sup>, A. Pasqualetti<sup>63</sup>,  
 R. Passaquietti<sup>24,25</sup>, D. Passuello<sup>24</sup>, M. Pedraza<sup>42</sup>, S. Penn<sup>131</sup>, A. Perreca<sup>64</sup>, G. Persichetti<sup>46,47</sup>,  
 M. Phelps<sup>42</sup>, M. Pichot<sup>82</sup>, M. Pickenpack<sup>52,53</sup>, F. Piergiovanni<sup>88,89</sup>, V. Pierro<sup>51</sup>, M. Pihlaja<sup>113</sup>,  
 L. Pinard<sup>84</sup>, I. M. Pinto<sup>51</sup>, M. Pitkin<sup>44</sup>, H. J. Pletsch<sup>52,53</sup>, M. V. Plissi<sup>44</sup>, R. Poggiani<sup>24,25</sup>,  
 J. Pödl<sup>52,53</sup>, F. Postiglione<sup>48</sup>, C. Poux<sup>42</sup>, M. Prato<sup>5</sup>, V. Predoi<sup>50</sup>, T. Prestegard<sup>113</sup>, L. R. Price<sup>42</sup>,  
 M. Prijatelj<sup>52,53</sup>, M. Principe<sup>51</sup>, S. Privitera<sup>42</sup>, R. Prix<sup>52,53</sup>, G. A. Prodi<sup>114,115</sup>, L. G. Prokhorov<sup>76</sup>,  
 O. Puncken<sup>52,53</sup>, M. Punturo<sup>86</sup>, P. Puppo<sup>14</sup>, V. Quetschke<sup>74</sup>, R. Quitzow-James<sup>90</sup>, F. J. Raab<sup>59</sup>,  
 D. S. Rabeling<sup>8,54</sup>, I. Rácz<sup>111</sup>, H. Radkins<sup>59</sup>, P. Raffai<sup>66,121</sup>, M. Rakhmanov<sup>74</sup>, C. Ramet<sup>49</sup>,  
 B. Rankins<sup>99</sup>, P. Rapagnani<sup>14,15</sup>, V. Raymond<sup>119</sup>, V. Re<sup>106,107</sup>, C. M. Reed<sup>59</sup>, T. Reed<sup>142</sup>,  
 T. Regimbau<sup>82</sup>, S. Reid<sup>44</sup>, D. H. Reitze<sup>42</sup>, F. Ricci<sup>14,15</sup>, R. Riesen<sup>49</sup>, K. Riles<sup>97</sup>, M. Roberts<sup>67</sup>,  
 N. A. Robertson<sup>42,44</sup>, F. Robinet<sup>77</sup>, C. Robinson<sup>50</sup>, E. L. Robinson<sup>61</sup>, A. Rocchi<sup>106</sup>, S. Roddy<sup>49</sup>,  
 C. Rodriguez<sup>119</sup>, M. Rodruck<sup>59</sup>, L. Rolland<sup>45</sup>, J. G. Rollins<sup>42</sup>, J. D. Romano<sup>74</sup>, R. Romano<sup>46,48</sup>,  
 J. H. Romie<sup>49</sup>, D. Rosińska<sup>70,73</sup>, C. Röver<sup>52,53</sup>, S. Rowan<sup>44</sup>, A. Rüdiger<sup>52,53</sup>, P. Ruggi<sup>63</sup>, K. Ryan<sup>59</sup>,  
 F. Salemi<sup>52,53</sup>, L. Sammut<sup>105</sup>, V. Sandberg<sup>59</sup>, S. Sankar<sup>65</sup>, V. Sannibale<sup>42</sup>, L. Santamaría<sup>42</sup>,  
 I. Santiago-Prieto<sup>44</sup>, G. Santostasi<sup>143</sup>, E. Saracco<sup>84</sup>, B. Sassolas<sup>84</sup>, B. S. Sathyaprakash<sup>50</sup>,  
 P. R. Saulson<sup>64</sup>, R. L. Savage<sup>59</sup>, R. Schilling<sup>52,53</sup>, R. Schnabel<sup>52,53</sup>, R. M. S. Schofield<sup>90</sup>,  
 B. Schulz<sup>52,53</sup>, B. F. Schutz<sup>61,50</sup>, P. Schwinberg<sup>59</sup>, J. Scott<sup>44</sup>, S. M. Scott<sup>103</sup>, F. Seifert<sup>42</sup>,  
 D. Sellers<sup>49</sup>, D. Sentenac<sup>63</sup>, A. Sergeev<sup>132</sup>, D. A. Shaddock<sup>103</sup>, M. Shaltev<sup>52,53</sup>, B. Shapiro<sup>65</sup>,  
 P. Shawhan<sup>92</sup>, D. H. Shoemaker<sup>65</sup>, T. L. Sidery<sup>60</sup>, X. Siemens<sup>56</sup>, D. Sigg<sup>59</sup>, D. Simakov<sup>52,53</sup>,  
 A. Singer<sup>42</sup>, L. Singer<sup>42</sup>, A. M. Sintès<sup>93</sup>, G. R. Skelton<sup>56</sup>, B. J. J. Slagmolen<sup>103</sup>, J. Slutsky<sup>98</sup>,  
 J. R. Smith<sup>43</sup>, M. R. Smith<sup>42</sup>, R. J. E. Smith<sup>60</sup>, N. D. Smith-Lefebvre<sup>65</sup>, K. Somiya<sup>101</sup>, B. Sorazu<sup>44</sup>,  
 F. C. Speirits<sup>44</sup>, L. Sperandio<sup>106,107</sup>, M. Stefszky<sup>103</sup>, E. Steinert<sup>59</sup>, J. Steinlechner<sup>52,53</sup>,  
 S. Steinlechner<sup>52,53</sup>, S. Steplewski<sup>85</sup>, A. Stochino<sup>42</sup>, R. Stone<sup>74</sup>, K. A. Strain<sup>44</sup>, S. E. Strigin<sup>76</sup>,  
 A. S. Stroerer<sup>74</sup>, R. Sturani<sup>88,89</sup>, A. L. Stuver<sup>49</sup>, T. Z. Summerscales<sup>144</sup>, M. Sung<sup>98</sup>, S. Susmithan<sup>80</sup>,  
 P. J. Sutton<sup>50</sup>, B. Swinkels<sup>63</sup>, G. Szeifert<sup>121</sup>, M. Tacca<sup>63</sup>, L. Taffarello<sup>116</sup>, D. Talukder<sup>85</sup>,  
 D. B. Tanner<sup>58</sup>, S. P. Tarabrin<sup>52,53</sup>, R. Taylor<sup>42</sup>, A. P. M. ter Braack<sup>8</sup>, P. Thomas<sup>59</sup>, K. A. Thorne<sup>49</sup>,  
 K. S. Thorne<sup>101</sup>, E. Thrane<sup>113</sup>, A. Thüring<sup>53,52</sup>, C. Titsler<sup>81</sup>, K. V. Tokmakov<sup>136</sup>, C. Tomlinson<sup>110</sup>,  
 A. Toncelli<sup>24,25</sup>, M. Tonelli<sup>24,25</sup>, O. Torre<sup>24,57</sup>, C. V. Torres<sup>74</sup>, C. I. Torrie<sup>42,44</sup>, E. Tournefier<sup>45</sup>,  
 F. Travasso<sup>86,87</sup>, G. Traylor<sup>49</sup>, M. Tse<sup>66</sup>, D. Ugolini<sup>145</sup>, H. Vahlbruch<sup>53,52</sup>, G. Vajente<sup>24,25</sup>,  
 J. F. J. van den Brand<sup>8,54</sup>, C. Van Den Broeck<sup>8</sup>, S. van der Putten<sup>8</sup>, A. A. van Veggel<sup>44</sup>, S. Vass<sup>42</sup>,  
 M. Vasuth<sup>111</sup>, R. Vaulin<sup>65</sup>, M. Vavoulidis<sup>77</sup>, A. Vecchio<sup>60</sup>, G. Vedovato<sup>116</sup>, J. Veitch<sup>50</sup>,  
 P. J. Veitch<sup>140</sup>, K. Venkateswara<sup>146</sup>, D. Verkindt<sup>45</sup>, F. Vetrano<sup>88,89</sup>, A. Viceré<sup>88,89</sup>, A. E. Villar<sup>42</sup>,  
 J.-Y. Vinet<sup>82</sup>, S. Vitale<sup>8</sup>, H. Vocca<sup>86</sup>, C. Vorvick<sup>59</sup>, S. P. Vyatchanin<sup>76</sup>, A. Wade<sup>103</sup>, L. Wade<sup>56</sup>,  
 M. Wade<sup>56</sup>, S. J. Waldman<sup>65</sup>, L. Wallace<sup>42</sup>, Y. Wan<sup>96</sup>, M. Wang<sup>60</sup>, X. Wang<sup>96</sup>, A. Wanner<sup>52,53</sup>,  
 R. L. Ward<sup>9</sup>, M. Was<sup>77</sup>, M. Weinert<sup>52,53</sup>, A. J. Weinstein<sup>42</sup>, R. Weiss<sup>65</sup>, T. Welborn<sup>49</sup>, L. Wen<sup>101,80</sup>,  
 P. Wessels<sup>52,53</sup>, M. West<sup>64</sup>, T. Westphal<sup>52,53</sup>, K. Wette<sup>52,53</sup>, J. T. Whelan<sup>120</sup>, S. E. Whitcomb<sup>42,80</sup>,  
 D. J. White<sup>110</sup>, B. F. Whiting<sup>58</sup>, K. Wiesner<sup>52,53</sup>, C. Wilkinson<sup>59</sup>, P. A. Willems<sup>42</sup>, L. Williams<sup>58</sup>,  
 R. Williams<sup>42</sup>, B. Willke<sup>52,53</sup>, M. Wimmer<sup>52,53</sup>, L. Winkelmann<sup>52,53</sup>, W. Winkler<sup>52,53</sup>, C. C. Wipf<sup>65</sup>,  
 A. G. Wiseman<sup>56</sup>, H. Wittel<sup>52,53</sup>, G. Woan<sup>44</sup>, R. Wooley<sup>49</sup>, J. Worden<sup>59</sup>, J. Yablon<sup>119</sup>,  
 I. Yakushin<sup>49</sup>, H. Yamamoto<sup>42</sup>, K. Yamamoto<sup>115,117</sup>, C. C. Yancey<sup>92</sup>, H. Yang<sup>101</sup>,  
 D. Yeaton-Massey<sup>42</sup>, S. Yoshida<sup>147</sup>, M. Yvert<sup>45</sup>, A. Zadrožny<sup>72</sup>, M. Zanolin<sup>125</sup>, J.-P. Zendri<sup>116</sup>,  
 F. Zhang<sup>96</sup>, L. Zhang<sup>42</sup>, C. Zhao<sup>80</sup>, N. Zotov<sup>142,†</sup>, M. E. Zucker<sup>65</sup>, J. Zweigig<sup>42</sup>

- <sup>1</sup>Institut d'Investigació per a la Gestió Integrada de les Zones Costaneres (IGIC) - Universitat Politècnica de València. C/ Paranimf 1 , 46730 Gandia, Spain.
- <sup>2</sup>CPPM, Aix-Marseille Université, CNRS/IN2P3, Marseille, France
- <sup>3</sup>GRPHE - Institut universitaire de technologie de Colmar, 34 rue du Grillenbreit BP 50568 - 68008 Colmar, France
- <sup>4</sup>Technical University of Catalonia, Laboratory of Applied Bioacoustics, Rambla Exposició, 08800 Vilanova i la Geltrú, Barcelona, Spain
- <sup>5</sup>INFN - Sezione di Genova, Via Dodecaneso 33, 16146 Genova, Italy
- <sup>6</sup>Friedrich-Alexander-Universität Erlangen-Nürnberg, Erlangen Centre for Astroparticle Physics, Erwin-Rommel-Str. 1, 91058 Erlangen, Germany
- <sup>7</sup>Direction des Sciences de la Matière - Institut de recherche sur les lois fondamentales de l'Univers - Service d'Electronique des Détecteurs et d'Informatique, CEA Saclay, 91191 Gif-sur-Yvette Cedex, France
- <sup>8</sup>Nikhef, Science Park, Amsterdam, The Netherlands
- <sup>9</sup>APC, Université Paris Diderot, CNRS/IN2P3, CEA/IRFU, Observatoire de Paris, Sorbonne Paris Cité, 75205 Paris, France
- <sup>10</sup>LAM - Laboratoire d'Astrophysique de Marseille, Pôle de l'Étoile Site de Château-Gombert, rue Frédéric Joliot-Curie 38, 13388 Marseille Cedex 13, France
- <sup>11</sup>INFN - Sezione di Bologna, Viale C. Berti-Pichat 6/2, 40127 Bologna, Italy
- <sup>12</sup>Dipartimento di Fisica dell'Università, Viale Berti Pichat 6/2, 40127 Bologna, Italy
- <sup>13</sup>IFIC - Instituto de Física Corpuscular, Edificios Investigación de Paterna, CSIC - Universitat de València, Apdo. de Correos 22085, 46071 Valencia, Spain
- <sup>14</sup>INFN -Sezione di Roma, P.le Aldo Moro 2, 00185 Roma, Italy
- <sup>15</sup>Dipartimento di Fisica dell'Università La Sapienza, P.le Aldo Moro 2, 00185 Roma, Italy
- <sup>16</sup>Clermont Université, Université Blaise Pascal, CNRS/IN2P3, Laboratoire de Physique Corpusculaire, BP 10448, 63000 Clermont-Ferrand, France
- <sup>17</sup>Géozur - Université de Nice Sophia-Antipolis, CNRS/INSU, IRD, Observatoire de la Côte d'Azur and Université Pierre et Marie Curie, BP 48, 06235 Villefranche-sur-mer, France
- <sup>18</sup>INFN - Sezione di Bari, Via E. Orabona 4, 70126 Bari, Italy
- <sup>19</sup>INFN - Laboratori Nazionali del Sud (LNS), Via S. Sofia 62, 95123 Catania, Italy
- <sup>20</sup>MIO, Mediterranean Institute of Oceanography, Aix-Marseille University, 13288, Marseille, Cedex 9, France; Université du Sud Toulon-Var, 83957, La Garde Cedex, France CNRS-INSU/IRD UM 110
- <sup>21</sup>Univ Paris-Sud , 91405 Orsay Cedex, France
- <sup>22</sup>Kernfysisch Versneller Instituut (KVI), University of Groningen, Zernikelaan 25, 9747 AA Groningen, The Netherlands
- <sup>23</sup>Direction des Sciences de la Matière - Institut de recherche sur les lois fondamentales de l'Univers - Service de Physique des Particules, CEA Saclay, 91191 Gif-sur-Yvette Cedex, France
- <sup>24</sup>INFN - Sezione di Pisa, Largo B. Pontecorvo 3, 56127 Pisa, Italy
- <sup>25</sup>Dipartimento di Fisica dell'Università di Pisa, Largo B. Pontecorvo 3, 56127 Pisa, Italy
- <sup>26</sup>University Mohammed I, Laboratory of Physics of Matter and Radiations, B.P.717, Oujda 6000, Morocco
- <sup>27</sup>Royal Netherlands Institute for Sea Research (NIOZ), Landsdiep 4,1797 SZ 't Horntje (Texel), The Netherlands
- <sup>28</sup>Dr. Remeis-Sternwarte and ECAP, Universität Erlangen-Nürnberg, Sternwartstr. 7, 96049 Bamberg, Germany
- <sup>29</sup>Universiteit Utrecht, Faculteit Betawetenschappen, Princetonplein 5, 3584 CC Utrecht, The Netherlands
- <sup>30</sup>Universiteit van Amsterdam, Instituut voor Hoge-Energie Fysica, Science Park 105, 1098 XG Amsterdam, The Netherlands
- <sup>31</sup>Moscow State University, Skobeltsyn Institute of Nuclear Physics, Leninskie gory, 119991 Moscow, Russia
- <sup>32</sup>INFN - Sezione di Catania, Viale Andrea Doria 6, 95125 Catania, Italy
- <sup>33</sup>Dipartimento di Fisica ed Astronomia dell'Università, Viale Andrea Doria 6, 95125 Catania, Italy

- <sup>34</sup>Département de Physique Nucléaire et Corpusculaire, Université de Genève, 1211, Geneva, Switzerland
- <sup>35</sup>Institute for Space Sciences, R-77125 Bucharest, Măgurele, Romania
- <sup>36</sup>IPHC-Institut Pluridisciplinaire Hubert Curien - Université de Strasbourg et CNRS/IN2P3 23 rue du Loess, BP 28, 67037 Strasbourg Cedex 2, France
- <sup>37</sup>ITEP - Institute for Theoretical and Experimental Physics, B. Cheremushkinskaya 25, 117218 Moscow, Russia
- <sup>38</sup>Dipartimento di Fisica dell'Università, Via Dodecaneso 33, 16146 Genova, Italy
- <sup>39</sup> Also at University of Leiden, the Netherlands
- <sup>40</sup> On leave of absence at the Humboldt-Universität zu Berlin
- <sup>41</sup> Also at Accademia Navale di Livorno, Livorno, Italy
- <sup>42</sup>LIGO - California Institute of Technology, Pasadena, CA 91125, U.S.A.
- <sup>43</sup>California State University Fullerton, Fullerton CA 92831 U.S.A.
- <sup>44</sup>SUPA, University of Glasgow, Glasgow, G12 8QQ, United Kingdom
- <sup>45</sup>Laboratoire d'Annecy-le-Vieux de Physique des Particules (LAPP), Université de Savoie, CNRS/IN2P3, F-74941 Annecy-Le-Vieux, France
- <sup>46</sup>INFN, Sezione di Napoli, Complesso Universitario di Monte S. Angelo, I-80126 Napoli, Italy
- <sup>47</sup>Università di Napoli 'Federico II', Complesso Universitario di Monte S. Angelo, I-80126 Napoli, Italy
- <sup>48</sup>Università di Salerno, I-84084 Fisciano (Salerno), Italy
- <sup>49</sup>LIGO - Livingston Observatory, Livingston, LA 70754, U.S.A.
- <sup>50</sup>Cardiff University, Cardiff, CF24 3AA, United Kingdom
- <sup>51</sup>University of Sannio at Benevento, I-82100 Benevento, Italy and INFN (Sezione di Napoli), Italy
- <sup>52</sup>Albert-Einstein-Institut, Max-Planck-Institut für Gravitationsphysik, D-30167 Hannover, Germany
- <sup>53</sup>Leibniz Universität Hannover, D-30167 Hannover, Germany
- <sup>54</sup>VU University Amsterdam, De Boelelaan 1081, 1081 HV Amsterdam, the Netherlands
- <sup>55</sup>National Astronomical Observatory of Japan, Tokyo 181-8588, Japan
- <sup>56</sup>University of Wisconsin-Milwaukee, Milwaukee, WI 53201, U.S.A.
- <sup>57</sup>Università di Siena, I-53100 Siena, Italy
- <sup>58</sup>University of Florida, Gainesville, FL 32611, U.S.A.
- <sup>59</sup>LIGO - Hanford Observatory, Richland, WA 99352, U.S.A.
- <sup>60</sup>University of Birmingham, Birmingham, B15 2TT, United Kingdom
- <sup>61</sup>Albert-Einstein-Institut, Max-Planck-Institut für Gravitationsphysik, D-14476 Golm, Germany
- <sup>62</sup>Montana State University, Bozeman, MT 59717, U.S.A.
- <sup>63</sup>European Gravitational Observatory (EGO), I-56021 Cascina (PI), Italy
- <sup>64</sup>Syracuse University, Syracuse, NY 13244, U.S.A.
- <sup>65</sup>LIGO - Massachusetts Institute of Technology, Cambridge, MA 02139, U.S.A.
- <sup>66</sup>Columbia University, New York, NY 10027, U.S.A.
- <sup>67</sup>Stanford University, Stanford, CA 94305, U.S.A.
- <sup>68</sup>IM-PAN 00-956 Warsaw, Poland
- <sup>69</sup>Astronomical Observatory Warsaw University 00-478 Warsaw, Poland
- <sup>70</sup>CAMK-PAN 00-716 Warsaw, Poland
- <sup>71</sup>Białystok University 15-424 Białystok, Poland
- <sup>72</sup>NCBJ 05-400 Świerk-Otwock, Poland
- <sup>73</sup>Institute of Astronomy 65-265 Zielona Góra, Poland
- <sup>74</sup>The University of Texas at Brownsville, Brownsville, TX 78520, U.S.A.
- <sup>75</sup>San Jose State University, San Jose, CA 95192, U.S.A.
- <sup>76</sup>Moscow State University, Moscow, 119992, Russia
- <sup>77</sup>LAL, Université Paris-Sud, IN2P3/CNRS, F-91898 Orsay, France
- <sup>78</sup>ESPCI, CNRS, F-75005 Paris, France
- <sup>79</sup>NASA/Goddard Space Flight Center, Greenbelt, MD 20771, U.S.A.
- <sup>80</sup>University of Western Australia, Crawley, WA 6009, Australia
- <sup>81</sup>The Pennsylvania State University, University Park, PA 16802, U.S.A.
- <sup>82</sup>Université Nice-Sophia-Antipolis, CNRS, Observatoire de la Côte d'Azur, F-06304 Nice, France

- <sup>83</sup>Institut de Physique de Rennes, CNRS, Université de Rennes 1, 35042 Rennes, France
- <sup>84</sup>Laboratoire des Matériaux Avancés (LMA), IN2P3/CNRS, F-69622 Villeurbanne, Lyon, France
- <sup>85</sup>Washington State University, Pullman, WA 99164, U.S.A.
- <sup>86</sup>INFN, Sezione di Perugia, I-06123 Perugia, Italy
- <sup>87</sup>Università di Perugia, I-06123 Perugia, Italy
- <sup>88</sup>INFN, Sezione di Firenze, I-50019 Sesto Fiorentino, Italy
- <sup>89</sup>Università degli Studi di Urbino 'Carlo Bo', I-61029 Urbino, Italy
- <sup>90</sup>University of Oregon, Eugene, OR 97403, U.S.A.
- <sup>91</sup>Laboratoire Kastler Brossel, ENS, CNRS, UPMC, Université Pierre et Marie Curie, 4 Place Jussieu, F-75005 Paris, France
- <sup>92</sup>University of Maryland, College Park, MD 20742 U.S.A.
- <sup>93</sup>Universitat de les Illes Balears, E-07122 Palma de Mallorca, Spain
- <sup>94</sup>University of Massachusetts - Amherst, Amherst, MA 01003, U.S.A.
- <sup>95</sup>Canadian Institute for Theoretical Astrophysics, University of Toronto, Toronto, Ontario, M5S 3H8, Canada
- <sup>96</sup>Tsinghua University, Beijing 100084 China
- <sup>97</sup>University of Michigan, Ann Arbor, MI 48109, U.S.A.
- <sup>98</sup>Louisiana State University, Baton Rouge, LA 70803, U.S.A.
- <sup>99</sup>The University of Mississippi, University, MS 38677, U.S.A.
- <sup>100</sup>Charles Sturt University, Wagga Wagga, NSW 2678, Australia
- <sup>101</sup>Caltech-CaRT, Pasadena, CA 91125, U.S.A.
- <sup>102</sup>Pusan National University, Busan 609-735, Korea
- <sup>103</sup>Australian National University, Canberra, ACT 0200, Australia
- <sup>104</sup>Carleton College, Northfield, MN 55057, U.S.A.
- <sup>105</sup>The University of Melbourne, Parkville, VIC 3010, Australia
- <sup>106</sup>INFN, Sezione di Roma Tor Vergata, I-00133 Roma, Italy
- <sup>107</sup>Università di Roma Tor Vergata, I-00133 Roma, Italy
- <sup>108</sup>Università dell'Aquila, I-67100 L'Aquila, Italy
- <sup>109</sup>Instituto Nacional de Pesquisas Espaciais, 12227-010 - São José dos Campos, SP, Brazil
- <sup>110</sup>The University of Sheffield, Sheffield S10 2TN, United Kingdom
- <sup>111</sup>Wigner RCP, RMKI, H-1121 Budapest, Konkoly Thege Miklós út 29-33, Hungary
- <sup>112</sup>Inter-University Centre for Astronomy and Astrophysics, Pune - 411007, India
- <sup>113</sup>University of Minnesota, Minneapolis, MN 55455, U.S.A.
- <sup>114</sup>INFN, Gruppo Collegato di Trento, I-38050 Povo, Trento, Italy
- <sup>115</sup>Università di Trento, I-38050 Povo, Trento, Italy
- <sup>116</sup>INFN, Sezione di Padova, I-35131 Padova, Italy
- <sup>117</sup>Università di Padova, I-35131 Padova, Italy
- <sup>118</sup>California Institute of Technology, Pasadena, CA 91125, U.S.A.
- <sup>119</sup>Northwestern University, Evanston, IL 60208, U.S.A.
- <sup>120</sup>Rochester Institute of Technology, Rochester, NY 14623, U.S.A.
- <sup>121</sup>Eötvös Loránd University, Budapest, 1117 Hungary
- <sup>122</sup>University of Cambridge, Cambridge, CB2 1TN, United Kingdom
- <sup>123</sup>University of Szeged, 6720 Szeged, Dóm tér 9, Hungary
- <sup>124</sup>Rutherford Appleton Laboratory, HSIC, Chilton, Didcot, Oxon OX11 0QX United Kingdom
- <sup>125</sup>Embry-Riddle Aeronautical University, Prescott, AZ 86301 U.S.A.
- <sup>126</sup>Perimeter Institute for Theoretical Physics, Ontario, N2L 2Y5, Canada
- <sup>127</sup>American University, Washington, DC 20016, U.S.A.
- <sup>128</sup>University of New Hampshire, Durham, NH 03824, U.S.A.
- <sup>129</sup>University of Southampton, Southampton, SO17 1BJ, United Kingdom
- <sup>130</sup>Korea Institute of Science and Technology Information, Daejeon 305-806, Korea
- <sup>131</sup>Hobart and William Smith Colleges, Geneva, NY 14456, U.S.A.
- <sup>132</sup>Institute of Applied Physics, Nizhny Novgorod, 603950, Russia
- <sup>133</sup>Lund Observatory, Box 43, SE-221 00, Lund, Sweden

- <sup>134</sup>Hanyang University, Seoul 133-791, Korea  
<sup>135</sup>Seoul National University, Seoul 151-742, Korea  
<sup>136</sup>University of Strathclyde, Glasgow, G1 1XQ, United Kingdom  
<sup>137</sup>The University of Texas at Austin, Austin, TX 78712, U.S.A.  
<sup>138</sup>Southern University and A&M College, Baton Rouge, LA 70813, U.S.A.  
<sup>139</sup>University of Rochester, Rochester, NY 14627, U.S.A.  
<sup>140</sup>University of Adelaide, Adelaide, SA 5005, Australia  
<sup>141</sup>National Institute for Mathematical Sciences, Daejeon 305-390, Korea  
<sup>142</sup>Louisiana Tech University, Ruston, LA 71272, U.S.A.  
<sup>143</sup>McNeese State University, Lake Charles, LA 70609 U.S.A.  
<sup>144</sup>Andrews University, Berrien Springs, MI 49104 U.S.A.  
<sup>145</sup>Trinity University, San Antonio, TX 78212, U.S.A.  
<sup>146</sup>University of Washington, Seattle, WA, 98195-4290, U.S.A.  
<sup>147</sup>Southeastern Louisiana University, Hammond, LA 70402, U.S.A.  
†Deceased